

Connecticut

High school football record book

- Individual records
- Team records
- Historical information

2006 edition

As of Sept. 1, 2006

TABLE OF CONTENTS

WELCOME

Welcome to the 2006 edition of the Connecticut high school football record book -- a compilation of records from newspapers, team statistics and coaches' records.

Documenting football records is an inexact science. Some teams take great care in recording yardage from film, others rely on the work of the sideline statistician. In either case, there is margin for error. However, the committee that has worked to compile this record book decided that minor inaccuracies in yardage should not prevent us from recognizing state standards in many statistical categories. Therefore, it is the hope of the committee that these records will over time take on some "official" status and be regarded as state records.

The committee has relied heavily on the responses received from individual schools. Errors of omission, while regrettable, are easily correctable. If anyone notices an omission or error, they should simply mail or e-mail corrections and updates to the committee at the address below. Questions and comments are also welcome. This is always a work in progress.

This information was compiled to enhance the knowledge and love of the game. We are confident that the values of fair play and sportsmanship which have governed Connecticut football for well over 100 years will not be abandoned. Great players break records naturally, and the risk of injury, not the possibility of a record, should always determine the proper time to take a star player out of a lopsided game.

We want to thank Tim Sullivan, a former Weaver High football assistant coach and Bob Barton, a former *New Haven Register* editor and columnist for getting this record book project started. Thanks also go to John Ryan of North Haven, whose research on the first 65 years of Connecticut high school football was an invaluable resource and the late Bo Kolinsky of the *Hartford Courant*, whose research and attention to detail concerning scholastic achievements in the last 30 years of the 20th century were the foundation this record book was built upon.

To submit information, please contact a member of the record book committee below. Please include the source of your information and a telephone number in the case we need to verify your submission.

Bob Barton: E-mail at RbrtBarton@aol.com

Gerry deSimas, Jr.: E-mail at ctwrestling7@yahoo.com
or by U.S. mail to 272 Burnham Road, Avon, CT 06001.

INSIDE

INDIVIDUAL RECORDS

Career, season, single game

Rushing	Pages 3-4
Scoring	Pages 5-7
Receiving	Pages 8-10
Passing	Pages 11-14
Interceptions	Page 15
Fumble recoveries	Page 16
Tackles	Page 17
Sacks	Page 18
Kickoff returns for TD	Page 19
Punt returns for TD	Page 20
Field goals	Pages 21-22
PATs	Page 23

TEAM RECORDS

Most wins in a row	Page 24
Most losses in a row	Page 24
Undefeated seasons	Page 24
Best win percentage, all-time	Page 25
Most wins, all-time	Page 25
Most wins, by decade	Page 26
Team offensive records	Pages 27-30
Team defensive records	Pages 31-32

HISTORICAL INFORMATION

Coaching: Most wins	Page 33
Coaching: Win percentage	Page 34
Waskowitz Trophy	Page 35
Top teams 1880s-1960	Pages 35-37
League title games	Page 37
Recent league champions	Page 38
Sportswriters poll	Pages 39-42
Coaches poll	Pages 43-44
CIAC finals results	Pages 45-46
CIAC semifinal results	Page 47
CIAC team records	Page 48

Connecticut High School Football Record Book

Vol. 7, No. 1
August 2006



DEDICATION


This record book is dedicated to the memory of Bo Kolinsky, the late *Hartford Courant* editor.

RUSHING YARDS

Most yards, game: 508, Brandon Williard, Farmington vs. Plainville, 2002
Most yards, season: 3,005, Tim Washington, Bristol Central, 2000
Most yards, career: 7,712, Tim Washington, Bristol Central, 1998-2001

MOST YARDS RUSHING IN A CAREER:

Player	School	Yards	Carries	Avg.	Years
1. Tim Washington	Bristol Central	7,712	1,011	7.6	1998-01
2. Andrew Pinnock	Bloomfield	6,012			1995-98
3. Reinaldo Soto	Bristol Eastern	5,161			1995-98
4. Kyle McIntosh	Cheshire	5,150	665	7.7	1991-94
5. Rahshon Spikes	Maloney-Meriden	5,091	783	6.5	1992-95
6. Garry Pearson	Bristol Central/Eastern	5,054			1975-78
7. Rich Comizio	New Fairfield	5,053			1979-82
8. Frank Brevetti	Watertown	4,589			1994-97
9. Tebucky Jones	New Britain	4,537			1989-92
10. John Weaver	Weaver-Hartford	4,485	455	9.8	1997-99
11. Ron Stopkoski	Morgan-Clinton	4,443			1987-90
12. Darrion Williams	Hartford Public	4,440			1995-98
13. Horace Dodd	Hamden	4,388			1995-98
14. Jon Rodgers	Cheshire	4,347	812	5.4	1972-75
15. Jim Henry	Greenwich	4,251	447	9.5	1997-99
16. Cortez Johnson	Ansonia	4,013			1994-97
17. Bo Geer	Griswold	3,905	528	7.4	1995-98
18. Maurice Rosado	Danbury	3,900			1990-93
18. Craig Murray	Hamden	3,900			1984-87
20. Ben Bain	Housatonic	3,803			2001-03
21. Aaron Pumerantz	Simsbury	3,850			1994-97
22. Jimmy Hughes	Staples	3,663			2001-03
23. Pat Krakowski	Woodland Regional	3,602	576	6.3	2002-04
24. Walt Oko	Shelton	3,600			1981-84
24. Tim Eldridge	Simsbury	3,600			1990-93
26. Justise Hairston	New Britain	3,505	465	7.5	2002-04
27. Brendan Graham	Crosby-Waterbury	3,500			1994-97
28. Vin Clements	Southington	3,417	453	7.5	1963-66



MOST CONSECUTIVE 100-YARD RUSHING GAMES:

Player	School	Games	Year(s)
Tim Washington	Bristol Central	29	Oct. 22, 1999-Nov. 22, 2001
Ken Crawford	Morgan School	17	1977-79
Chuck Mears	Northwest Cath.-W.Htfd.	17	1993-94
Jim Bell	Hand-Madison	16	1982-83
Rahshon Spikes	Maloney-Meriden	15	1993-94
Art Newkirk	Seymour	10	1970-71
Shaun Darling	Weaver-Hartford	10	1995
LaTroy Oliver	Weaver-Hartford	10	1996
Brandon Bliss	Farmington	10	1995-96
George Lakatta	Seymour	9	1967
Ken Phelan	Conard	8	1997
Antonio Inglis	Vinal Tech	8	2004
Shannon Sullivan	Gilbert	7	1991
Brendan Sheehan	Conard	7	1987

MOST CONSECUTIVE 200-YARD RUSHING GAMES:

Player	School	Games	Year(s)
Chuck Mears	Northwest Cath.-W.Htfd.	17	1993-94
Tim Washington	Bristol Central	12	2000-01

RUSHING YARDS

MOST YARDS RUSHING IN A SEASON:

Player	School	Yards	Att	Avg.	Year
1. Tim Washington	Bristol Central	3,005	342	8.8	2000
2. John Weaver	Weaver	2,953	259	11.4	1999
3. Tim Washington	Bristol Central	2,711	340	8.0	2001
4. Kory Sheets	Bloomfield	2,516			2003
5. Tarrell Freeney	Holy Cross-Wtby	2,513	266	9.4	1996
6. LaTroy Oliver	Weaver-Hartford	2,425	228	10.6	1996
7. Ben Bain	Housatonic	2,281			2003
8. Jermelle Lewis	Bloomfield	2,187			1998
9. Horace Dodd	Hamden	2,170			1998
10. Andrew Pinnock	Bloomfield	2,167			1998
11. Rich Comizio	New Fairfield	2,156			1982
11. Joe Czarnecki	Shelton	2,156	329	6.5	2003
13. Garry Pearson	Bristol Central	2,153	345	6.2	1978
14. Frank Brevetti	Watertown	2,143			1997
15. Tebucky Jones	New Britain	2,133			1992
16. Shante Wynn	Cromwell	2,113			2003
17. Alex Thomas	Ansonia	2,112		9.0	2005
18. Kelsey Roberts	Bulkeley-Htfd	2,071	241	8.6	1991
19. Tyrone Kelly	Manchester	2,064			2003
20. Jim Henry	Greenwich	2,053	230	8.9	1999
21. Antonio Inglis	Vinal Tech/Coginch.	2,043	225	9.08	2004
22. George Diamantis	Cent. Cath-Norwalk	2,023	333	6.1	1985
23. Brandon Bliss	Farmington	2,017			1996
23. Scott Lutrus	Brookfield	2,017	232	8.6	2005
25. Tim Allen	East Lyme	2,012	249	8.0	2004
24. Lou Allen	East Lyme	2,007			2003
25. Darrion Williams	Hartford Public	2,006	198	10.1	1998
26. Tim Washington	Bristol Central	1,990	324	6.1	1999

MOST YARDS RUSHING IN A GAME:

Player	School	Yards	Att.	Year	Opponent	Date
1. Brandon Williard	Farmington	508	37	2002	Plainville	Nov. 15
2. Bubby Natowich	Ansonia	451		1936	Naugatuck	Nov. 26
3. Tim Washington	Bristol Central	449		2000	Platt	Oct. 13
4. Jamal Johnson	New London	427	30	1988	Ledyard	Oct. 23
5. Tim Washington	Bristol Central	424		2001	Southington	Nov. 9
6. Darrell Hill	Wilson-Middletown	411	13	1974	Valley Regional	Sept. 21
7. Kory Sheets	Bloomfield	403		2003	Notre Dame-Fairfield	Dec. 2
8. Edwin Esson	Seymour	401	33	1979	Derby	
9. John Weaver	Weaver	400		1999	Brookfield	Nov. 30
10. Kory Sheets	Bloomfield	396		2003	Simsbury	Oct. 31
11. Alex Thomas	Ansonia	385		2005	Wolcott High	Nov. 4
12. Ken Phelan	Conard-W. Hartford	381	24	1997	Wethersfield	
13. Maurice Rosado	Danbury	375	31	1992	Bridgeport Central	Oct. 24
14. Kerry Marshall	Middletown	366	29	1976	Gilbert-Winsted	Oct. 11
15. Chuck Belle	Bloomfield	365	23	1994	Enfield	
16. Don Ward	Greenwich	364	27	1970	Rippowam-Stamford	Oct. 10
17. Tim Washington	Bristol Central	353		2000	Bristol Eastern	Nov. 23
18. John Weaver	Weaver-Hartford	349	22	1999	Darien	Dec. 4
18. Tim Washington	Bristol Central	349		2000	Southington	Nov. 11
20. Karl Hall	Bristol Central	345	23	1979	Pulaski-New Britain	Oct. 20
21. Jerry Fishman	Norwalk	342	50	1960	Danbury	Nov. 24
21. Ben Bain	Housatonic	342	41	2003	Gilbert-Winsted	Nov. 27
23. Bryce Martins	Montville	336	10	2003	Plainfield	Oct. 31

SCORING: TOUCHDOWNS

Most TDs, game:	8, John Weaver, Weaver High vs. Darien, 1999
	8, Mike McLeod, New Britain vs. Manchester, 2004
Most TDs scored in a season	42, Tim Washington, Bristol Central, 2000 and Jim Henry, Greenwich, 1999
Most TDs, career	101, Tim Washington, Bristol Central, 1998-2001

MOST TOUCHDOWNS IN A CAREER:

Player, School	TDs	Years
1. Tim Washington, Bristol Central	101	1998-2001
2. Andrew Pinnock, Bloomfield	88	1995-98
3. Nick Susko, Tolland	87	1997-99
4. Ryan Thomas, Ansonia	78	2001-03
5. Rahshon Spikes, Maloney	77	1992-95
6. Reinaldo Soto, Bristol Eastern	75	1995-98
7. Jim Hughes, Staples	74	2000-03
8. Jim Henry, Greenwich	72	1997-99
9. Kyle McIntosh, Cheshire	68	1991-94
10. Pat Krakowski, Woodland Reg.	66	2002-04
11. Ted Czepiga, Amity-Woodbridge	65	2000-03
12. Maurice Humphrey, Berlin	63	1998-01
12. Mike McLeod, New Britain	63	2002-04
14. Rich Comizio, New Fairfield	60	1979-82
14. Bo Geer, Griswold	60	1995-98
14. Tyrone Kelly, Manchester	60	2002-05
17. Roger Ings, Ansonia	59	1970-73
18. Art Spence, Notre Dame-WH	58	1965-68
18. Maurice Rosado, Danbury	58	1991-94
18. Justise Hairston, New Britain	58	2002-04
21. Mike Jones, Fitch-Groton	57	1991-94
22. Frank Brevetti, Watertown	56	1994-97
23. Jermelle Lewis, Bloomfield	55	1996-99
24. Garry Pearson, Bris. Cntral/Eastern	54	1975-78
24. Cortez Johnson, Ansonia	54	1994-97
24. Kevin Sharkey, Ansonia	54	1987-90

MOST TOUCHDOWNS IN A SEASON:

Player, School	TDs	Gms	Year
1. Tim Washington, Bristol Central	42	10	2000
1. Jim Henry, Greenwich	42	12	1999
3. John Weaver, Weaver-Hartford	40	11	1999
3. Nick Susko, Tolland	40	11	1999
5. Mike McLeod, New Britain	39	12	2004
6. Ryan Thomas, Ansonia	38	13	2003
6. Jimmy Hughes, Staples	38	12	2003
6. Shante Wynn, Cromwell	38	13	2003
9. Tim Washington, Bristol Central	37	10	2001
10. LaTroy Oliver, Weaver-Hartford	35	13	1996
10. Tim Washington, Bristol Central	35	10	2001
12. Reinaldo Soto, Bristol Eastern	33	11	1996
12. Andrew Pinnock, Bloomfield	33	12	1998
14. Albert Haynes, Hall-W. Hartford	32	12	1986
14. Anthony Grant, Glastonbury	32	11	1984
14. Edwin Hughes, Windsor Locks	32	11	2003
14. Scott Lutrus, Brookfield	32	13	2005
18. Jimmy Hughes, Staples	31	13	2002
18. Alex Thomas, Ansonia	31	10	2005
18. Amari Spievey, Xavier	31	11	2005

MOST TOUCHDOWNS IN A GAME:

Player	School	TDs	Year	Opponent	Date
Mike McLeod	New Britain	8	2004	Manchester	Oct. 29
John Weaver	Weaver-Hartford	8	1999	Darien	Dec. 4
Bubby Natowich	Ansonia	7	1936	Naugatuck	Nov. 6
Shorty Roguski	Wilson-Middletown	7	1936	Fitch-Groton	Nov. 13
Bob Stokes	Kolbe-Bridgeport	7	1967	Bullard Havens	Nov. 18
Jim Cobb	Stamford	7	1970	Rippowam-Stamford	Oct. 31
Willie Poole	Hartford Public	7	1974	Wilbur Cross-New Haven	Nov. 9
Karl Hall	Bristol Central	7	1979	Pulaski-New Britain	Oct. 20
George Diamantis	Cent Catholic-Nrwk	7	1985	Brookfield	Nov. 8
Tim Robinson	Maloney-Meriden	7	1986	Bulkeley-Hartford	Nov. 15
Luis Sierra	Putnam	7	1998	Haddam-Killingworth	Oct. 17
Young Douglas	Old Saybrook/Westbrk	7	1999	Valley Regional	Nov. 6
Brandon Williard	Farmington	7	2002	Plainville	Nov. 15

POINTS SCORED

Most points scored in a game	50, John Weaver, Weaver High, vs. Darien, 1999
Most points scored in a season	294, Tim Washington, Bristol Central, 2000
Most points scored in a career	710, Tim Washington, Bristol Central, 1998-01

MOST POINTS IN A CAREER:

Player, School	Pts.	TDs	2PAT	1PAT	FG	Yrs.
1. Tim Washington, Bristol Central	710	101	14	67	3	1998-01
2. Nick Susko, Tolland	552	87	15	0	0	1996-99
3. Rahshon Spikes, Maloney	542	77	40	0	0	1992-95
4. Andrew Pinnock, Bloomfield	540	88	6	0	0	1995-98
5. Jimmy Hughes, Staples	456	74	6	0	0	2000-03
6. Ryan Thomas, Ansonia	454	74	5	0	0	2001-03
7. Aaron Pumerantz, Simsbury	429	48	1	100	13	1994-97
8. Kyle McIntosh, Cheshire	416	68	4	0	0	1991-94
9. Pat Krakowski, Woodland Reg.	412	66	8	0	0	2002-04
10. Bo Geer, Griswold	407	60	8	28	1	1995-98
11. Maurice Humphrey, Berlin	406	63	28	0	0	1998-02
12. Tebucky Jones, New Britain	400	60	18	4	0	1991-94
12. Tyrone Kelly, Manchester	400	60	20	0	0	2002-05
14. Ted Czepiga, Amity	388	63	5	0	0	2000-03
15. Art Spence, ND-West Haven	366	58	7	4	0	1965-68
15. Rich Comizio, New Fairfield	366	60	3	0	0	1979-82
17. Roger Ings, Ansonia	356	59	1	0	0	1970-73
18. Eric Hair, Sheehan	352	53	17	0	0	1992-95
19. Maurice Rosado, Danbury	350	58	0	0	0	1991-94
20. Garry Pearson, Bris. Cntrl/Eastern	348	54	0	0	0	1975-78
21. Steve Kesses, North Haven	347	49	6	35	2	1969-72
22. Mike Jones, Fitch-Groton	342	57	0	0	0	1991-94
22. Bobby Valentine, Rippowam	342	52	15	0	0	1964-67

LEGEND

2PAT
two-point conversion
(in effect since 1958)

1PAT
one-point
conversion, kick

MOST POINTS IN A SEASON:

Player, School	Pts.	TD's	2PAT	1PAT	FG	Year
1. Tim Washington, Bristol Central	294	42	3	30	2	2000
2. Tim Washington, Bristol Central	260	37	8	22	0	2001
3. Nick Susko, Tolland	256	40	8	0	0	1999
4. Jim Henry, Greenwich	254	42	1	0	0	1999
5. John Weaver, Weaver-Hartford	244	40	2	0	0	1999
6. Mike McLeod, New Britain	236	39	1	0	0	2004
7. Jimmy Hughes, Staples-Westport	232	38	2	0	0	2003
8. Ryan Thomas, Ansonia	228	38	0	0	0	2003
9. Joe Calaci, Rockville	221	29	22	0	1	1969
10. Joe Czarnecki, Shelton	218	29	0	38	2	2003
11. LaTroy Oliver, Weaver-Hartford	212	35	1	0	0	1996
11. Edwin Edwards, Windsor Locks	212	32	5	10	0	2003
13. Alex Thomas, Ansonia	208	31	0	22	0	2005
14. Andrew Pinnock, Bloomfield	204	33	3	0	0	1998
14. Scott Lutrus, Brookfield	204	32	5	2	0	2005
16. Brian Dean, Seymour	202	27	3	34	0	2005
17. Terni, Montville	200	27	16	6	0	1999
18. Reinaldo Soto, Bristol Eastern	198	33	0	0	0	1996
19. Bruce Perry, St. Joseph-Trum.	193	30	2	9	0	1983
20. Anthony Grant, Glastonbury	192	32	0	0	0	1984
20. Albert Haynes, Hall - W. Htfd.	192	32	0	0	0	1986
20. Davie Holliday, Torrington	192	30	6	0	0	1987
20. Jimmy Hughes, Staples-Wesport	192	31	3	0	0	2002
24. Tony Ortiz, Crosby-Waterbury	188	30	4	0	0	1994
24. Amari Spievey, Xavier	188	31	2	0	0	2005

POINTS SCORED

MOST POINTS IN A GAME:

Player, School	Pts.	TD's	2PAT	1PAT	FG	Opponent	Date
John Weaver, Weaver-Hartford	50	8	1	0	0	Darien	1999
Tim Washington, Bristol Central	48	7	0	3	1	Platt-Meriden	2000
George Diamantis, Central Cath.-Norwalk	48	7	1	4	0	Brookfield	1985
Tim Robinson, Maloney-Meriden	48	7	3	0	0	Bulkeley-Hartford	1986
Mike McLeod, New Britain	48	8	0			Manchester	2004
Brandon Willard, Farmington	46	7	2			Plainville	2002
Shorty Roguski, Wilson-Middletown	44	7		2		Fitch	1936
Luis Sierra, Putnam	44	7	1			H-Killingworth	1998
Willie Poole, Hartford Public	44	7	1			Wilbur Cross	1974
Anthony Brown, Xavier	44	6	4			St. Paul-Bristol	1974
Bubby Natowich, Ansonia	43	7		1		Naugatuck	1936
Bob Stokes, Kolbe Cathedral	42	7				Bullard Havens	1967
Jim Cobb, Stamford	42	7				Rippowam	1970
Karl Hall, Bristol Central	42	7				Pulaski-New Britain	1979
Young Douglas, Old Saybrook	42	7				Valley Regional	1999
Levi Jackson, Hillhouse-New Haven	40	6		4		West Haven	1943
Lemuel James, New Canaan	40	6	2			Rippowam	1969
Devin Schibi, Gilbert-Winsted	39	6	1	1		Stafford	2001
Bubby Natowich, Ansonia	39	6	0	3	0	Shelton	1937


POINT RESPONSIBILITY

Most total points, all methods.

■ **SEASON:** 350, Tim Washington, Bristol Central 2000 (scored 294, passed for 56).

■ **CAREER:** 806, Tim Washington, Bristol Central 1998-01 (32 games, scored 710, passed for 96).

■ **GAME:** 58, Bubby Natowich, Ansonia vs. Shelton, Oct. 23, 1937 (scored 39 points, passed for 19).
54, Jason Manson, Bloomfield vs. Hall, Oct. 21, 2000 (passed for 54).



RECEIVING: YARDS

Most yards receiving, game: 376, Aaron Hernandez, Bristol Central, 2005 vs. Newington

Most yards receiving, season: 1,807, Aaron Hernandez, Bristol Central, 2005

Most yards receiving, career: 2,946, Jason Byrnes, Fermi-Enfield, 1990-93 (172 receptions).

MOST YARDS RECEIVING IN A CAREER:

Player, School	Yds.	Rec.	Avg	Years
1. Jason Byrnes, Fermi	2,946	172	17.1	1990-93
2. Dennis Rozum, Seymour	2,883	155	18.6	1966-69
3. Matt Wozniak, Seymour	2,878	145	19.8	1971-74
4. Jamel Riddle, Platt	2,873	146	19.7	1995-98
5. Peter Demmerle, N.Canaan	2,550	165	15.5	1967-70
6. Bob Simeone, St. Paul	2,466	147	16.8	1977-80
7. Blake Jensen, Stonington	2,374	188	12.6	1999-02
8. Steve Barnosky, Watertown	2,359	138	17.1	1984-87
9. Ed Reinhard, Southington	2,198	116	18.9	1997-99
10. LaVar Gary, Simsbury	2,138	61	35.0	1994-97
11. Robert Painter, Masuk	2,037	117	17.4	1995-98
12. David Dunn, Xavier	2,010	102	19.7	1978-81
13. Erik Marko, N. Dame-Fair.	2,000	120	16.7	1994-97
14. Rich Ardito, Law-Milford	1,949	102	19.1	1981-84
15. Ryan Glasper, Southington	1,916	98	19.6	2000-02
14. Mike Freiheit, E. Catholic	1,906	148	12.9	1976-79
15. Glenn Parciak, Southington	1,903	82	23.2	1996-99
16. Dan Dumoulin, Fermi	1,867	102	18.3	1989-91
17. Arnie Pinkston, St. Brnard	1,866	100	18.6	1972-75
18. Steve Angiletta, Southington	1,839	102	18.0	1996-99
19. Marcel Dumas, Fermi	1,836	150	12.2	1987-89
20. Brian Merritt, Darien	1,779	107	16.6	1989-92
21. Mike McNulty, Fermi	1,759			1985-87
22. Frank Panella, N.Canaan	1,735	109	15.9	1969-72
23. Jamel Riddle, Platt	1,625	73	22.3	1994-97
24. Derek Bird, Southington	1,614	120	13.5	2002-04
25. Josh Landeen, Southington	1,576	72	21.9	1997-00

MOST YARDS RECEIVING IN A SEASON:

Player, School	Yds.	Rec.	Year
1. Aaron Hernandez, Bris. Central	1,807	67	2005
2. Dennis Rozum, Seymour	1,597	80	1969
3. Mike Griffin, Law-Milford	1,546	69	1990
4. Peter Demmerle, New Canaan	1,419	102	1970
5. Mike Trottier, Coventry-W. Tech	1,417	54	2005
6. Robert Painter, Masuk-Monroe	1,386	71	1998
7. Jason Banks, Stafford	1,308	97	2003
8. Jamel Riddle, Platt-Meriden	1,306	53	1997
9. Terry McNamara, Ansonia	1,300	88	1985
10. David Dunn, Xavier-Middletown	1,286	62	1981
11. Ed Reinhard, Southington	1,261	63	1999
12. Bob Simeone, St. Paul-Bristol	1,258	77	1980
13. Dwight Franklin, Bunnell	1,209	64	2005
14. Steve Barnosky, Watertown	1,207	66	1987
15. Steve Coughlin, Ansonia	1,200	61	1995
16. Matt Wozniak, Seymour	1,198	56	1973
17. Jason Byrnes, Fermi-Enfield	1,193	57	1992
18. Daryl Staley, Bunnell	1,184	64	2003
19. Nick Florian, Southington	1,179	60	2005
20. Joe Mish, Masuk	1,175	65	2003
21. Elfren Quiles, New Britain	1,154	59	2001
22. Dan Dumoulin, Fermi-Enfield	1,138	64	1991
23. Josh Landeen, Southington	1,132	44	2000
24. Mike McNulty, Fermi-Enfield	1,126	59	1987

MOST YARDS RECEIVING IN A GAME:

Player, School	Yds.	Yr.	Opponent	Date
1. Aaron Hernandez, Bristol Central	376	2005	Newington	Nov. 4
2. Bob Simeone, St. Paul-Bristol	335	1980	Xavier-Middletown	Nov. 21
3. Pete Demmerle, New Canaan	316	1970	Rippowam-Stamford	Nov. 14
4. Willie Harriott, Hyde School	308	2003	Morgan-Clinton	Nov. 15
5. Rich Ardito, Law-Milford	298	1984	Morgan-Clinton	Oct. 12
6. Kevin Crawford, Bassick-Bridgeport	295	1998	Stamford	Nov. 5
7. Lou Boncek, Seymour	283	1979	Sheehan-Wallingford	
8. Dallas Woods, Fermi	265	1998	Windsor	Sept. 26
9. Matt Wozniak, Seymour	262	1973	North Haven	
10. Josh Landeen, Southington	263	2000	Maloney	Oct. 20
11. Rob Szymaszek, Maloney-Meriden	261	1966	Windham	
12. Jason Byrnes, Fermi-Enfield	260	1992	Hartford Public	Nov. 7
13. Steve Barnosky, Watertown	258	1987	Torrington	Nov. 26
13. Aaron Hernandez, Bristol Central	258	2005	Maloney	Oct. 16
15. Jack Cochran, New London	247	1982	Montville	Oct. 8
16. Ryan Glasper, Southington	243	2001	Conard	Sept. 29
17. Jamel Riddle, Platt-Meriden	236	1997	Bristol Central	Nov. 14
18. P.J. Borawski, Southington	230	2005	Manchester	Oct. 21

RECEIVING: CATCHES

Most passes caught, game: 18, Pete Demmerle, New Canaan, vs. Rippowam-Stamford, Nov. 14, 1970
 18, Jason Banks, Stafford (2) vs. Windsor Locks and Tolland, 2003

Most passes caught, season: 102, Pete Demmerle, New Canaan, 1970

Most passes caught, career: 188, Blake Jensen, Stonington, 1999-2002.

MOST RECEPTIONS IN A CAREER:

Player, School	Rec.	Years
1. Blake Jensen, Stonington	188	1999-02
2. Jason Banks, Stafford	180	2001-03
3. Jason Byrnes, Fermi-Enfield	172	1990-93
4. Peter Demmerle, New Canaan	165	1967-70
5. Dennis Rozum, Seymour	155	1966-69
6. Marcel Dumas, Fermi-Enfield	150	1986-89
7. Mike Freiheit, East Catholic-Manch	148	1976-79
8. Bob Simeone, St. Paul-Bristol	147	1977-80
9. Jamel Riddle, Platt-Meriden	146	1995-98
10. Matt Wozniak, Seymour	145	1971-74
11. Steve Barnosky, Watertown	138	1984-87
12. Walt Regula, Fairfield	120	1987-90
12. Erik Marko, Notre Dame-Fairfield	120	1994-97
12. Derek Bird, Southington	120	2002-04
15. Robert Painter, Masuk-Monroe	117	1995-98
16. Ed Reinhard, Southington	116	1997-99
17. Frank Panella, New Canaan	109	1969-72
18. Brian Merritt, Darien	107	1989-92
19. Steve Coughlin, Ansonia	105	1992-95
20. David Dunn, Xavier-Middletown	102	1978-81
20. Rich Ardito, Law-Milford	102	1981-84
20. Dan Dumoulin, Fermi-Enfield	102	1988-91
20. Steven Angiletta, Southington	102	2000-02
24. Arnie Pinkston, St. Bernard	100	1972-75
24. Mike Prairie, Southington	100	1994-97
24. Justin Monahan, Stafford	100	2000-03

MOST RECEPTIONS IN A SEASON:

Player, School	Rec.	Years
1. Peter Demmerle, New Canaan	102	1970
2. Jason Banks, Stafford	97	2003
3. Andrew Gellert, Newtown	90	1997
4. Terry McNamara, Ansonia	88	1985
5. Jason Byrnes, Fermi-Enfield	81	1993
5. Justin Monahan, Stafford	81	2003
7. Dennis Rozum, Seymour	80	1969
8. Bob Simeone, St. Paul-Bristol	77	1980
9. Ryan Squillante, Weston	72	2002
9. Mike Prairie, Southington	72	1997
10. Robert Painter, Masuk-Monroe	71	1998
11. Mike Griffin, Law-Milford	69	1990
11. Jason Banks, Stafford	69	2002
13. Walter Regula, Fairfield	68	1991
13. Sam Fletcher, Darien	68	1999
13. Sean Macauley, Morgan-Clinton	68	1998
13. Sam Fletcher, Darien	68	1999
17. Daryl Yarmolovich, Southington	67	1996
17. Jon Esmail, Southington	67	2001
17. Aaron Hernandez, Bristol Central	67	2005
20. Mike Tiagwad, McMahan-Norwalk	66	1973
20. Steve Barnosky, Watertown	66	1985
20. Marcel Dumas, Fermi-Enfield	66	1989

MOST RECEPTIONS IN A GAME:

Player, School	Rec.	Year	Opponent	Date
Pete Demmerle, New Canaan	18	1970	Rippowam-Stamford	Nov. 14
Jason Banks, Stafford	18	2003	Tolland	Oct. 10
Jason Banks, Stafford	18	2003	Windsor Locks	Nov. 27
Bob Simeone, St. Paul-Bristol	18	1980	Xavier-Middletown	Nov. 21
Jon Snedeker, Southington	16	2003	Conard	Oct. 4
Joe Trottier, Coventry	16	2004	North Branford	Oct. 2
Greg Walby, Hand-Madison	15	1996	Fairfield Prep	Sept. 20
Jon Esmail, Southington	15	2001	Bristol Central	Nov. 9
Pete Demmerle, New Canaan	14	1970	Stamford	Nov. 14
Dan Heffernan, Seymour	14	1972	Shelton	
Rich Ardito, Law-Milford	14	1984	Morgan-Clinton	
Chuck Kinsley, Fairfield	14	1996	Ridgefield	
Justin Monahan, Stafford	14	2003	Windsor Locks	Nov. 27
Jason Byrnes, Fermi	14	1993	East Hartford	Oct. 29
Pete Demmerle, New Canaan	14	1969	Rippowam-Stamford	Nov. 15

RECEIVING: TOUCHDOWNS

Most touchdown passes caught, game: 6, Anrae Fevrier, Bloomfield, vs. Hall-W. Htfd., Oct. 21, 2000 (11 receptions)

Most touchdown passes caught, season: 24, Aaron Hernandez, Bristol Central, 2005

Most touchdown passes caught, career: 31, Dennis Rozum, Seymour, 1967-69

31, Aaron Hernandez, Bristol Central, 2004-05

Most consecutive games catching TD passes: 10, Dennis Rozum, Seymour. Sept. 13-Nov. 15, 1969

MOST TOUCHDOWN RECEPTIONS IN A CAREER:

Player, School	TDs	Years
1. Dennis Rozum, Seymour	31	1966-69
1. Aaron Hernandez, Bristol Cntrl.	31	2004-05
2. Jamel Riddle, Platt-Meriden	29	1995-98
3. Pete Demmerle, New Canaan	28	1967-70
3. Jason Byrnes, Fermi-Enfield	28	1990-93
5. Steve Barnosky, Watertown	27	1984-87
6. Doug Vroman, Staples-Westport	26	1995-98
6. Kenny Fersner, Stamford	26	2002-04
8. Robert Painter, Masuk-Monroe	25	1995-98
9. Steve Coughlin, Ansonia	24	1992-95
9. Glenn Parciak, Southington	24	1998-99
11. Frank Panella, New Canaan	23	1969-72
11. Erik Marko, N. Dame-Fairfield	23	1994-97
13. Barry James, Hamden	22	1994-97
14. James Pierce, Windsor Locks	21	1993-96
14. Ryan Gasper, Southington	21	2000-02
16. Bob Simeone, St. Paul-Bristol	20	1977-80
16. Josh Landeen, Southington	20	1999-01
18. Marcel Dumas, Fermi	19	1987-99
18. Steve Angiletta, Southington	19	2001-03
20. Jeff DaCunha, Brookfield	18	1992-95
20. Robert Beall, Ansonia	18	1993-96
20. Nick Florian, Southington	18	2004-05

MOST TOUCHDOWN RECEPTIONS IN A SEASON:

Player, School	TDs	Games	Year
1. Aaron Hernandez, Bris. Central	24	10	2005
2. Dwight Anderson, Bloomfield	21	11	1999
3. Dennis Rozum, Seymour	19	10	1969
4. Dallas Wood, Fermi-Enfield	18	10	1998
5. Kenny Fersmer, Stamford	17	10	2004
6. Ryan Squillante, Weston	16	11	2002
6. Doug Vroman, Staples-Wstport	16	14	1997
6. Robert Painter, Masuk-Monroe	16	13	1998
6. Josh Landeen, Southington	16	10	2000
6. Mike Trottier, Coventry/WT	16	11	2005
11. Pete Demmerle, New Canaan	15	10	1970
11. Mike Nolan, Watertown	15		1984
11. Walter Regula, Fairfield	15		1990
11. Robert Beall, Ansonia	15	12	1996
11. Glenn Parciak, Southington	15	12	1999
11. Elfren Quiles, New Britain	15	12	2001
17. Mike McNulty, Fermi-Enfield	14		1987
17. Jeff DaCunha, Brookfield	14		
17. Jamel Riddle, Platt-Meriden	14	10	1998
17. Nick Florian, Southington	14	12	2005
17. Sidney Cummings, Hyde	14	12	2005

MOST TOUCHDOWN RECEPTIONS IN A GAME:

Player, School	TDs	Year	Opponent	Date
Anrae Fevrier, Bloomfield	6	2000	Hall-West Hartford	Oct. 21
Jim Slie, Seymour	5	1970	Cheshire	Oct. 10
Rob Pennington, New Canaan	5	1968	Ludlowe	Nov. 2
Daryl Staley, Bunnell	5	2003	New Milford	Nov. 7
Pete Demmerle, New Canaan	4	1969	Ludlowe	Nov. 1
Steve Hovick, Watertown	4	1970	Kennedy-Waterbury	Oct. 17
Frank Panella, New Canaan	4	1970	Rippowam-Stamford	Nov. 14
Kevin Crawford, Bassick-Bridgeport	4	1998	Stamford	Nov. 5
Josh Landeen, Southington	4	2000	Conard	Sept. 29
Ryan Gasper, Southington	4	2001	Bristol Eastern	Oct. 26
Willie Harriot, Hyde	4	2003	Morgan	Nov. 15
Kerry Fersner, Stamford	4	2004	Westhill	Nov. 25
David Reed, New London	4	2005	Waterford	Oct. 1

PASSING: YARDS

Most yards passing, game: 599, Kurt Horton, New Canaan, vs. Rippowam-Stamford, Nov. 14, 1970

Most yards passing, season: 3,558, Matt Kelleher, Southington, 2005

Most yards passing, career: 7,514, Dan Bruetsch, Southington, 1998-2000 (28 games)

MOST YARDS PASSING IN A CAREER

Player, School	Yards	Years
1. Dan Bruetsch, Southington	7,514	1998-00
2. Tom Bennewicz, Weston	7,135	2001-03
3. Hank Papale, Southington	6,355	1994-97
4. Matt Kelleher, Southington	6,172	2003-05
5. Eian Bain, Stafford	6,134	2001-03
6. Rico Broгна, Watertown	6,083	1984-87
7. Dave George, Fermi-Enfield	5,714	1989-92
8. Jarod Katchmar, Woodland Reg.	5,539	2002-04
9. Tom Heffernan, Seymour	5,536	1976-79
10. Kurt Horton, New Canaan	5,515	1968-71
11. Luke Richmond, Ansonia	5,223	1993-96
12. Mark Allen, Seymour	4,926	1966-69
13. Steve Mills, Bristol Eastern	4,908	1986-89
14. Aaron Canterbury, Southington	4,828	2002-03
15. James Lane, Ansonia	4,800	1984-87
16. Jesse Showerda, Platt-Meriden	4,576	1988-91
17. Rob Burns, Fermi-Enfield	4,510	1986-89
18. Jim Simeone, St. Paul-Bristol	4,380	1978-81
19. Sandy Osiecki, Ansonia	4,056	1975-78
20. Matt Civitello, Xavier-M'town	4,000	1991-94
21. David Thompson, Hand-Madison	3,957	1981-84
22. Mike Luzzi, East Haven	3,966	1978-81
23. Tom Bennewitz, Weston	3,693	2000-02
24. Bob Spillane, Trinity Cath.-Stam	3,500	1990-93

MOST YARDS PASSING IN A SEASON

Player, School	Yards	Year
1. Matt Kelleher, Southington	3,558	2005
2. Dan Bruetsch, Southington	3,263	1999
3. Dan Bruetsch, Southington	3,093	2000
4. Doug Fink, Southington	3,090	2001
5. Alex Dorosh, Woodland	2,924	2005
6. Eian Bain, Stafford	2,918	2003
7. Tom Bennewitz, Weston	2,733	2002
8. Hank Papale, Southington	2,726	1996
9. Kurt Horton, New Canaan	2,724	1970
10. Hank Papale, Southington	2,681	1997
11. Neil Johnson, New Britain	2,568	2001
12. Derek Tomlinson, Coventry/WT	2,548	2005
13. Aaron Canterbury, Southington	2,529	2002
14. Rob Burns, Fermi-Enfield	2,495	1989
15. Tom Bennewicz, Weston	2,482	2003
16. Chris Roberts, New Britain	2,422	2004
17. Luke Richmond, Ansonia	2,413	1996
18. Matt Kelleher, Southington	2,409	2004
19. Dave George, Fermi-Enfield	2,362	1991
20. Eian Bain, Stafford	2,316	2002
21. Lance Longeran, Staples	2,315	1984
22. Jared Katchmar, Woodland	2,322	2004
23. Aaron Canterbury, Southington	2,299	2003
24. Tom Wright, Notre Dame-Fair.	2,288	1996
24. Dan Orlovsky, Shelton	2,279	2000
25. Brian Walsh, Masuk-Monroe	2,275	1998

MOST YARDS PASSING IN A GAME

Player, School	Yards	Year	Opponent	Date
Kurt Horton, New Canaan	599	1970	Rippowam-Stamford	Nov. 14
Doug Fink, Southington	556	2001	Cheshire	Nov. 22
Dan Bruetsch, Southington	487	2000	Maloney	Oct. 20
Doug Fink, Southington	484	2001	Bristol Central	Nov. 9
Matt Kelleher, Southington	480	2004	Platt	Sept. 16
Rick Horton, New Canaan	479	1969	Ludlowe	Nov. 1
Scott Bard, Southington	463	1998	Platt	Nov. 13
Derek Tomlinson, Coventry/WT	450	2004	North Branford	Oct. 2
Matt Kelleher, Southington	445	2005	Xavier	Dec. 3 (Class LL final)
Neil Johnson, New Britain	440	2001	Newington	Nov. 2
Jared Katchmar, Woodland Rg.	437	2003	Naugatuck	Oct. 31
Doug Fink, Southington	428	2001	Platt	Oct. 5
Eian Bain, Stafford	419	2003	Gilbert	Oct. 18
Eian Bain, Stafford	419	2003	Windsor Locks	Nov. 27
Jason Manson, Bloomfield	418	2000	Hall	Oct. 21
Aaron Canterbury, Southington	417	2002	Bristol Central	Nov. 8
Aaron Canterbury, Southington	401	2002	Conard	Oct. 4
Jesse Showerda, Platt-Meriden	392	1990	Bristol Eastern	
Tim Bourdon, N.W. Catholic	388	2001	St. Paul/Goodwin Tech	Nov. 22
Doug Fink, Southington	388	2001	Conard	Sept. 29

PASSING: COMPLETIONS

Most passes completed, game: 37, Kurt Horton, New Canaan, vs. Rippowam-Stamford, Nov. 14, 1970
37, Eain Bain, Stafford vs. Windsor Locks, 2003

Most passes completed, season: 236, Eain Bain, Stafford, 2003

Most passes completed, career: 466, Eain Bain, Stafford, 2001-03

MOST COMPLETIONS IN A CAREER:

Player, School	Comp.	Years
1. Eain Bain, Stafford	466	2001-03
2. Jarod Katchmar, Woodland Reg.	415	2002-04
3. Hank Papale, Southington	413	1994-97
4. Dave George, Fermi-Enfield	408	1989-92
5. Dan Bruetsch, Southington	405	1998-00
6. Lance Lonergan, Staples	395	1982-84
7. Kurt Horton, New Canaan	375	1968-71
7. Tom Heffernan, Seymour	375	1976-79
9. Matt Kelleher, Southington	367	2003-05
10. Rico Brogna, Watertown	363	1985-87
11. Rob Burns, Fermi-Enfield	350	1986-89
12. Steve Mills, Bristol Eastern	342	1986-89
13. Aaron Canterbury, Southington	324	2001-03
14. Jesse Showerda, Platt-Meriden	311	1988-91
15. Derek Tomlinson, Coventry/WT	296	2003-05
16. Will Brown, Windsor	289	2003-05
17. Mark Allen, Seymour	290	1966-69
18. Luke Richmond, Ansonia	275	1993-96
19. Matt Regula, Fairfield	247	1990-93
20. Paul Cugno, Plainville	245	1983-86
21. David Thompson, Hand-Madison	230	1981-84
22. Ed Grady, Platt-Meriden	226	1966-69
23. Peter Davidson, Darien	224	1989-92
24. Steve Harrington, Farmington	221	2003-05
25. Jeff Allen, Seymour	220	1969-72
26. Sandy Osiecki, Ansonia	217	1975-78

MOST COMPLETIONS IN A SEASON:

Player, School	Comp	Year
1. Eain Bain, Stafford	236	2003
2. Alex Dorosh, Woodland	206	2005
3. Kurt Horton, New Canaan	193	1970
3. Matt Kelleher, Southington	193	2005
4. Dan Bruetsch, Southington	192	1999
5. Tom Bennewitz, Weston	189	2002
6. Doug Fink, Southington	184	2001
7. Rob Burns, Fermi-Enfield	182	1988
8. Hank Papale, Southington	177	1996
9. Eain Bain, Stafford	175	2002
9. Lance Lonergan, Staples	175	1984
11. Aaron Canterbury, Southington	174	2003
12. Hank Papale, Southington	171	1997
13. Rob Burns, Fermi-Enfield	168	1989
14. Jarod Katchmar, Woodland Reg.	167	2004
15. Dave George, Fermi-Enfield	165	1991
16. Matt Kelleher, Southington	162	2004
17. Rico Brogna, Watertown	158	1987
17. Rob Vranich, Fermi-Enfield	158	1987
19. James Williams, Wolcott	156	2005
20. Lance Lonergan, Staples-Westport	150	1983
20. Aaron Canterbury, Southington	150	2002
20. Jared Katchmar, Woodland Regional	150	2004
23. Dan Bruetsch, Southington	148	2000
24. Erik Lukach, Fermi-Enfield	146	1993
25. Tom Wright, Notre Dame-Fairfield	146	1996

MOST COMPLETIONS IN A GAME:

Player, School	Comp.	Year	Opponent	Date
Kurt Horton, New Canaan	37	1970	Rippowam-Stamford	Nov. 14
Eain Bain, Stafford	37	2003	Windsor Locks	Nov. 27
Matt Kelleher, Southington	35	2004	Platt	Sept. 16
Doug Fink, Southington	34	2001	Bristol Central	Nov. 9
Aaron Canterbury, Southington	32	2002	Conard	Oct. 4
Kurt Horton, New Canaan	31	1970	Ludlowe-Fairfield	Oct. 31
Kurt Horton, New Canaan	31	1970	Stamford	Nov. 26
Doug Fink, Southington	31	2001	Cheshire	Nov. 22
Aaron Canterbury, Southington	27	2003	Conard	Oct. 4
Eain Bain, Stafford	27	2002	North Branford	Nov. 8
Dave George, Fermi	27	1991	Rockville	
Rob Burns, Fermi	27	1988	Manchester	Oct. 8
Tony Trubia, Tolland	27	2004	Ellington	Nov. 25
Tim Bourdon, NW Catholic	26	2001	St. Paul/Goodwin Tech	Nov. 22
Jason Manson, Bloomfield	26	2000	Hall-West Hartford	Oct. 21
Doug Fink, Southington	26	2001	Platt-Meriden	Oct. 5
Matt Kelleher, Southington	26	2004	Hartford Public	Sept. 24
Lance Lonergan, Staples	26	1983		

PASSING: TOUCHDOWNS

Most touchdown passes, game: 9, Jason Manson, Bloomfield, vs. William Hall-West Hartford, Oct. 21, 2000

Most touchdown passes, season: 36, Dan Bruetsch, Southington, 2000

Most touchdown passes, career: 80, Dan Bruetsch, Southington, 1998-2000.

Most consecutive games throwing TD pass: 22, Dan Bruetsch, Southington, Sept. 18, 1999-Nov. 23, 2000.

MOST PASSING TOUCHDOWNS IN A CAREER:

Player, School	TD's	Years
1. Dan Bruetsch, Southington	80	1998-00
2. Luke Richmond, Ansonia	78	1993-96
3. Tom Bennewitz, Weston	73	2001-03
4. Chris Breuler, Wilbur Cross-NH	70	1988-91
5. Jason Manson, Bloomfield	65	1998-01
6. Mark Allen, Seymour	64	1966-69
7. Jeff Coppola, Ansonia	63	1982-85
8. Derek Tomlinson, Coventry/WT	61	2003-05
9. Rico Brogna, Watertown	59	1985-87
10. Kurt Horton, New Canaan	57	1968-71
10. Peil Pennington, New Canaan	57	1965-68
12. Matt Kelleher, Southington	54	2003-05
13. Dave George, Fermi-Enfield	52	1989-92
14. Tom Heffernan, Seymour	51	1976-79
14. Eian Bain, Stafford	51	2001-03
14. Joe Verderame, Stratford	51	1986-89
14. James Lane, Ansonia	51	1984-87
18. Hank Papale, Southington	50	1994-97
19. David Thompson, Hand-Madison	49	1981-84
19. Jarod Katchmar, Woodland Reg.	49	2002-04
19. Will Brown, Windsor	49	2003-05
19. D.J. Stefkovich, Staples	49	2003-05
23. Charlie Bowes, Wethersfield	46	1989-92
24. Steve Mills, Bristol Eastern	44	1986-89
24. Jim Crocicchia, Holy Cross	44	1979-81
26. Jeff Allen, Seymour	43	1969-72

MOST PASSING TOUCHDOWNS IN A SEASON:

Player, School	TD's	Years
1. Dan Bruetsch, Southington	36	2000
2. Doug Fink, Southington	35	2001
2. Luke Richmond, Ansonia	35	1996
4. Dan Bruetsch, Southington	34	1999
4. Neil Johnson, New Britain	34	2001
6. Kurt Horton, New Canaan	33	1970
6. Jeff Coppola, Ansonia	33	1985
6. Tom Bennewitz, Weston	33	2002
6. Chris Roberts, New Britain	33	2004
6. Matt Kelleher, Southington	33	2005
11. Tom Bennewitz, Weston	31	2002
11. Mark Allen, Seymour	31	1969
11. Joe Verderame, Stratford	31	1989
11. Andru Maisto, New Britain	31	2002
15. Jason Manson, Bloomfield	29	2005
15. Alex Dorosh, Woodland	29	2005
17. James Lane, Ansonia	27	1987
17. Brian Walsh, Masuk-Monroe	27	1998
18. Derek Tomlinson, Coventry/WT	26	2005
18. David Brookes, Newtown	26	1991
18. Anthony Wargo, Masuk	26	2003
18. Brendan Salvatore, Stamford	26	2004
18. Eian Bain, Stafford	26	2003
18. Jarod Katchmar, Woodland Reg.	26	2004

MOST PASSING TOUCHDOWNS IN A GAME

Player, School	TDs	Year	Opponent	Date
Jason Manson, Bloomfield	9	2000	Hall-West Harford	Oct. 21
Kurt Horton, New Canaan	7	1970	Rippowam-Stamford	
Doug Fink, Southington	7	2001	Cheshire	Nov. 22
Rudy Kuss, Danbury	6	1959	Norwalk	
Rick Horton, New Canaan	6	1969	Ludlowe-Fairfield	
Jeff Allen, Seymour	6	1970	Cheshire	
Bob Lavoie, Watertown	6	1973	Kennedy-Waterbury	
Luke Richmond, Ansonia	6	1995	Wilby-Waterbury	
Doug Fink, Southington	6	2001	Bristol Central	Nov. 9
Eian Bain, Stafford	6	2003	Housatonic	Oct. 31
Chris Roberts, New Britain	6	2004	Bloomfield	Nov. 20
Eian Bain, Stafford	6	2003	Windsor Locks	Nov. 27

Several players tied with five.

PASSING: ATTEMPTS

Most passes attempted, game: 69, Matt Kelleher, Southington vs. Platt, Sept. 16, 2004

Most passes attempted, season: 439, Eian Bain, Stafford, 2003

Most passes attempted, career: 938, Dave George, Fermi, 1990-92

MOST ATTEMPTS IN A CAREER

Player, School	Att.	Gms.	Years
Dave George, Fermi	938		1990-92
Eian Bain, Stafford	932		2001-03
Hank Papale, Southington	874	32	1995-97
Jarod Katchmar, Woodland Reg.	753	31	2002-04
Matt Kelleher, Southington	643	29	2003-05
Lance Lonergan, Staples	640		1982-84

MOST ATTEMPTS IN A SEASON

Player, School	Att.	Gms.	Year
Eian Bain, Stafford	439		2003
Eian Bain, Stafford	372		2002
Rob Burns, Fermi	375		1988
Hank Papale, Southington	374	11	1996
Doug Fink, Southington	328		2001
Matt Kelleher, Southington	328		2005
Craig Vincelette, Plainville	319		2002
Rob Vranich, Fermi	311		1987
Kurt Horton, New Canaan	307		1970
Aaron Canterbury, Southington	302		2003

MOST ATTEMPTS IN A GAME

Player, School	Att.	Opponent	Year	Date
Matt Kelleher, Southington	69	Platt	2004	Sept. 16
Justin Hardison, Conard	60	Bloomfield	1998	Nov. 14
Eian Bain, Stafford	58	North Branford	2002	Nov. 8
Aaron Canterbury, Southington	56	Conard-W. Hdfd.	2002	Oct. 4
Eian Bain, Stafford	56	Windsor Locks	2003	Nov. 27
Tony Trubia, Tolland	54	Ellington	2004	Nov. 25
Kurt Horton, New Canaan	54	Rippowam-Stamford	1970	
Rob Burns, Fermi	49	Weaver	1988	
Paul Nocera, Bristol Central	46	Maloney	1998	

INTERCEPTIONS MADE

Most passes intercepted, game: 5, Phil Stankiewicz, East Haven, vs. Amity-Woodbridge, Nov. 7, 1992
5, Ray Barnes, Bullard Havens-Bridgeport, vs. Brookfield, Oct. 5, 2001

Most passes intercepted, season: 17, Andrew Gellert, Newtown, 1997 (13 games; team record 11-2)

Most passes intercepted, career: 25, Bob Purcell, East Haven, 1975-78
25, Anthony Wilson, Fitch-Groton, 1992-95

MOST INTERCEPTIONS IN A CAREER:

Player, School	Ints.	Yrs.
1. Bob Purcell, East Haven	25	1975-78
1. Anthony Wilson, Fitch-Groton	25	1992-95
3. Joel Hartunian, Berlin	24	2001-03
4. David Lee, Ansonia	22	1978-81
5. Rick Atkinson, Valley Reg.	21	1979-82
5. Tylon Outlaw, East Hartford	21	1989-92
7. Guy Carbone, So.Catholic-Htfd.	20	1977-80
7. Ian McIntosh, Cheshire	20	1992-95
7. Rob Stopkoski, Morgan-Clinton	20	1987-90
7. Jamie Kehlenbach, North Branford	20	1994-97
11. Robert Cooper, Windsor	19	1970-73
11. Errol Maurice, Old Saybrook	19	1994-97
11. Daryl Staley, Bunnell	19	2001-03
14. Jeff Andrews, North Branford	18	1972-75
14. Jeff Hooper, Staples	18	1985-87
16. John Verderame, West Haven	17	1972-75
16. Chris King, Derby	17	1984-87
16. Bob Grant, Stafford	17	1988-91
16. Ron Iannotti, Notre Dame-WH	17	1989-92
16. Albert Davis, Bloomfield	17	1994-97
16. Andrew Gellert, Newtown	17	1997
16. Kervin Ocasio, Windham	17	1995-98

MOST INTERCEPTIONS IN A SEASON:

Player, School	Int.	Year
1. Andrew Gellert, Newtown	17	1997
2. Joel Hartunian, Berlin	14	2002
3. Chris Dunne, Law-Milford	13	1971
4. Brad Moore, Old Saybrook	12	1972
4. Guy Carbone, South Catholic-Htfd.	12	1980
4. David Lee, Ansonia	12	1980
4. John Fruin, Naugatuck	12	1990
4. James Devoe, Trumbull	12	2005
9. John Verderame, West Haven	11	1975
9. Jay Baines, Stamford Catholic	11	1985
9. Brian Merritt, Darien	11	1992
9. John Manning, Windsor	11	2003
9. Peter Dante, Conard	11	1986
9. Dan Bird, Trumbull	11	2005

MOST INTERCEPTIONS IN A GAME:

Player, School	Int.	Yr.	Opponent	Date
Ray Barnes, Bullard-Havens	5	2001	Brookfield	Oct. 5
Phil Stankiewicz, East Haven	5	1992	Amity	Nov. 7
Ryan Squillante, Weston	4	2001	Jonathan Law	Oct. 6
Keith Keeton, Barlow-Redding	4	1965	Somers, N.Y.	
John Gregorczyk, New Britain	4	1966	Hartford Public	
Ed Ritter, New London	4	1968	NFA	Nov. 16
Bob Betlow, Platt-Meriden	4	1980	Plainville	
Craig Prasaukas, Watertown	4	1995	Sacred Heart	
Adam Bryan, Fairfield	4	1993	Norwalk	
Mark Bohanner, Notre Dame-Fairfield	4	2000		
Jeb Backus, Staples	4	1980		
Rich Eldh, Staples	4	1975		
Sam Nakaso, Hillhouse	4	1944	New Britain	Nov. 11
Sam Nakaso, Hillhouse	4	1944	West Haven	Nov. 23 (back-to-back games)

FUMBLE RECOVERIES

Most fumbles recovered, game: 4, Steve Montemurro, Platt-Meriden, vs. Hall-West Hartford, Nov. 3, 1973
 4, Damont Kimble, Bloomfield, vs. Enfield, Sept. 17, 1994

Most fumbles recovered, season: 14, Damont Kimble, Bloomfield, 1995

Most fumbles recovered, career: 34, Damont Kimble, Bloomfield, 1992-95.

MOST FUMBLE RECOVERIES IN A CAREER

Player, school	Recov.	Years
1. Damont Kimble, Bloomfield	34	1992-95
2. Tony Basilica, New London	28	1970-73
3. Mike Stukshis, Watertown	19	1970-73
4. Travis Senokosoff, Griswold	17	1994-97
5. Paul Kotsopoulos, Law-Milford	16	1972-75
6. Joe Lynch, New Britain	15	1978-81
6. Martin Imre, Plainfield	15	1994-97
8. Thomas Hunter, Stratford	13	1994-97



MOST FUMBLE RECOVERIES IN A SEASON

Player, school	Recov.	Year
Damont Kimble, Bloomfield	14	1995
Tony Basilica, New London	12	1973
Paul Kotsopoulos, Law-Milford	9	1975
Joe Lynch, New Britain	8	1981
Dave Mastriano, Foran-Milford	8	1997
Martin Imre, Plainfield	8	1997
Mike Stukshis, Watertown	7	1972
Mike Stukshis, Watertown	7	1973
Bill Mezei, Sheehan-Wallingford	7	1975
Stan Kuscinskas, Lewis-Southington	7	1949
Pete Andruszkiewicz, NW Catholic	7	2005
Greg Holmes, Danbury	6	1976
Rich DeLoughery, Sheehan	6	1989
Reinaldo Soto, Bristol Eastern	6	1996
Josh Jennings, New Britain	6	2003
Kimball Bradley, Darien	6	1982
Mike Dube, Southington	6	1982
Cliff Kirsch, Berlin	5	1976
Tony Elliott, Harding-Bridgeport	5	1976
Mark Heroux, Sheehan	5	1976
Fitcher Flowers, Plainville	5	1985
Tom Nichols, Plainville	5	1990
Todd Modica, Sheehan	5	1994
T.J. Lavery, East Haven	5	1997
Luis Vasquez, Ledyard	5	2003

MOST FUMBLE RECOVERIES IN A GAME

Player, School	Recov.	Year	Opponent	Date
Steve Montemurro, Platt-Meriden	4	1973	Hall-West Hartford	Nov. 3
Damont Kimble, Bloomfield	4	1994	Enfield	Sept. 17
Mike D'Eugenio, West Haven	3	1968	Hillhouse-N.H.	Nov. 28
Mike Stukshis, Watertown	3	1973	Crosby-Waterbury	
Joe Lynch, New Britain	3	1981	Bulkeley-Hartford	
Ken Biggs, Sheehan-Wallingford	3	1992	Lyman Hall- Wallingford	
Reinaldo Soto, Bristol Eastern	3	1996	Bulkeley-Hartford	
Desmond Lymon, West Haven	3	2003	New Britain	Dec. 10
Pete Andruszkiewicz, NW Catholic	3	2005	Enfield	Oct. 1

TACKLES

- Most total tackles, game:** 32, Don McKeegan, Sheehan-Wallingford, vs. East Haven, Sept. 18, 1976
 32, Chris Ruhnke, McMahan-Norwalk, vs. Greenwich, Greenwich, Oct. 12, 2001
- Most total tackles, season:** 212, Greg Balicki, Farmington, 1996
- Most total tackles, career:** 520, Pete Salvatore, Greenwich, 2001-03

MOST TACKLES IN A CAREER

Player, School	Tackles	Years
1. Pete Salvatore, Greenwich	520	2001-03
2. Rich Vitale, Maloney-Meriden	515	1979-82
3. Don McKeegan, Sheehan-Walling.	485	1973-76
4. Greg Wolyniec, Rockville	450	1993-96
5. Jeff Swall, Darien	414	1984-87
6. Ian Whittingham, Bloomfield	405	1993-96
7. Jeremy Rice, Old Saybrook	400	1994-97
8. Jacob Sagherian, Newington	386	2001-04
9. Matt Wilchinski, Glastonbury	375	1994-97
10. Thomas Hunter, Stratford	368	1994-97
11. Harvey Stanley, Sheehan	364	1981-84
12. Chris Ruhnke, McMahan-Norwalk	345	1999-01
13. Lance Flagg, N.W. Catholic	340	1993-96
14. Scott Lynch, Sheehan-Wallingfd.	335	1983-86
15. Stephen Neugebauer, St. Joseph	325	1994-97
16. Larry Harris, Sheehan-Wallingford	317	1982-85
16. Bob Defeo, Watertown	317	1983-86
18. Ryan Forcier, Bristol Eastern	315	1995-98
18. Kevin Moore, Bloomfield	315	1995-98
20. Alan Stokes, Sheehan-Wallingford	303	1978-81
22. Greg Balicki, Farmington	301	1994-97
22. Mark Mango, Crosby-Waterbury	300	1995-98

MOST TACKLES IN A SEASON

Player, School	Tack.	Gm.	Avg.	Year
1. Greg Balicki, Farmington	212	11	19.3	1996
2. Jeff Swall, Darien	210			1987
3. Don McKeegan, Sheehan-Wall.	207	10	20.7	1975
4. Don McKeegan, Sheehan-Wall.	200	10	20.0	1976
5. Greg Wolyniec, Rockville	190	11	17.3	1996
6. John Verderame, West Haven	180	10	18.0	1975
6. Rich Vitale, Maloney-Meriden	180	10	18.0	1982
8. Jeff Swall, Darien	179			1986
9. Jeremy Rice, Old Saybrook	178	11	16.2	1997
10. Mark Okrent, Darien	175	13	13.5	1996
10. Bill Manion, Shelton	175	13	13.5	2003
12. Ian Whittingham, Bloomfield	168	13	12.9	1996
13. Scott Lynch, Sheehan-Wallin.	167	11	15.2	1986
14. Scott Lynch, Sheehan-Wallin.	165	12	13.8	1985
14. Rusty Obuchowski, Morgan	165	11	15.0	1997
16. Jacob Sagherian, Newington	157	11	14.2	2003
16. Blair Smart, Stamford	157	10	15.7	2004
18. Jason Allen, Darien	156	14	11.1	1997
19. Greg Balicki, Farmington	155	11	14.1	1997
20. Justin Finnegan, Darien	154	14	11.0	1997
21. Ted Williams, West Haven	153	9	17.0	1968
22. Matt Rugnke, McMahan	152	11		2003
23. Robert Dionne, Killingly	150	13	11.5	1996
23. Pete Andruszkiewicz, NWC	150			2005
25. Mark Heroux, Sheehan	148	10	14.8	1977

MOST TACKLES IN A GAME

Player, School	Tackles	Year	Opponent	Date
Don McKeegan, Sheehan-Wallingford	32	1976	East Haven	Sept. 18
Chris Ruhnke, McMahan-Norwalk	32	2001	Greenwich	Oct. 12
Don McKeegan, Sheehan-Wallingford	31	1975	Cheshire	
Blair Smart, Stamford	30	2004	New Canaan	Nov. 4
Don McKeegan, Sheehan-Wallingford	28	1976	Derby	
Matt Ruhnke, McMahan	28	2003	Norwalk	Nov. 27
Don McKeegan, Sheehan-Wallingford	27	1976	Lyman Hall	
Mitchell Welch, Southington	27	2004	New Britain	Nov. 13
Harvey Stanley, Sheehan-Wallingford	26	1983	East Haven	
Don McKeegan, Sheehan-Wallingford	25	1975	Seymour	
Pete Salvatore, Greenwich	25	2003	Danbury	Nov. 27
Jacob Sagherian, Newington	24	2003	Southington	Oct. 10
Blair Smart, Stamford	24	2004	Danbury	
Brian Valerio, Staples	24	2001		

SACKS

Most sacks, game: 5 players tied with 5 each
Most sacks, season: 28, Tony Basilica, New London, 1973
Most sacks, career: 60, Dwight Freeney, Bloomfield, 1994-97

MOST SACKS IN A CAREER

Player, School	Sacks	Years
1. Dwight Freeney, Bloomfield	60.0	1994-97
2. Josh Jennings, New Britain	58.0	2001-03
3. Desse Chesson, Hamden	42.5	1995-98
4. Dave Papenfuss, Wilton	37.0	1973-76
5. Patrick Rowley, Ansonia	33.0	2001-03
6. Kane Anderson, Manchester	28.0	1994-97
7. Chris Perusse, St. Paul-Bristol	27.0	1993-96
8. Darrell Shabazz, Bloom./Manch.	26.0	1995-98
9. Dion Shabazz, Bloom./Manch.	24.0	1994-97
10. Gary Boucher, Watertown	22.0	1994-97
11. Jason Castaldi, New Fairfield	21.0	1995-98
12. Elijah Joseph, Hartford Public	20.5	2003-05
13. Richard Moran, Hartford Public	18.5	1993-96
14. Travis Senosokoff, Griswold	18.0	1994-97
14. Dave Smeraglino, Masuk-Monroe	18.0	1993-96
16. KaRendu Grant, Weaver-Hartford	17.5	1994-97
17. Joe DiCicco, Naugatuck	17.0	1990-91
18. Tony Elliott, Harding-Bdpt	16.0	1973-76
19. Greg Holmes, Danbury	15.0	1973-76
19. Thomas Hunter, Stratford	15.0	1994-97
21. Greg Balicki, Farmington	14.0	1994-97
22. James Jenkins, Weaver-Hartford	13.5	1991-94
23. Eric Moraniec, Woodland Reg.	13.0	2002-04
23. Max Connolly, Southington	13.0	2003-05
25. Lorenzo Lewis, Hartford Public	12.0	1994-97
25. Mike Girard, Sheehan	12.0	1993-96

MOST SACKS IN A SEASON:

Player, School	No.	Gm	Avg.	Year
1. Tony Basilica, New London	28	10	2.8	1973
2. Josh Jennings, New Britain	27	12	2.2	2003
3. Dwight Freeney, Bloomfield	26	12	2.2	1997
4. Patrick Rowley, Ansonia	22	13	1.6	2003
5. Josh Jennings, New Britain	19	10	1.9	2002
6. Dion Shabazz, Bloomfield	18	12	1.5	1997
7. Dave Papenfuss, Wilton	17	9	1.8	1976
7. Charlie Emerson, Staples	17			2002
9. Tony Elliott, Harding-Bdpt	16	10	1.6	1976
10. Karendu Grant, Weaver	15.5	13	1.2	1996
11. Greg Holmes, Danbury	15	10	1.5	1976
11. Kane Anderson, Manchester	15	10	1.5	1997
13. Darrell Shabazz, Bloomfield	14	12	1.2	1998
14. David Elovecky, Pomperaug	13.5	11	1.2	1996
14. Desse Chesson, Hamden	13.5	11	1.2	1998
16. Stephon Long, Manchester	13	10	1.3	1997
16. Jack Griffin, Enfield	13	12	1.0	2003
16. Chris Graham, Morgan	13	10	1.3	1998
16. Krys Wrobel, Lyman Hal	13	10	1.3	1998
16. Adam Golab, Farmington	13	9		2004
16. Dan Cascone, Newtown	13	8		2004
16. Elijah Joseph, Hartford Pub.	13	10	1.3	2005

MOST SACKS IN A GAME:

Player, School	Sacks	Year	Opponent	Date
Davion Dixon, Weaver	5.0	1999	Darien	Dec. 4
Desmond Lymon, West Haven	5.0	2003	Notre Dame-West Haven	Oct. 31
Patrick Rowley, Ansonia	5.0	2003	Holy Cross-Waterbury	Oct. 24
Nick Agramonte, Conard	5.0	1980	Wethersfield	
Joe DiCicco, Newington	5.0	1991		
Dan Mulrooney, Holy Cross	5.0	2004	Seymour	
KaRendu Grant, Weaver-Hartford	4.0	1996	Simsbury	Nov. 11
Jim Hryniewicki, Watertown	4.0	1977	Crosby-Waterbury	Nov. 12
Derrick Comeaux, Weaver	4.0	2003	Wethersfield	Oct. 11
Josh Jennings, New Britain	4.0	2003	Bloomfield	Sept. 20
Brandon Bourque, Tolland	4.0	2003	Gilbert-Winsted	Oct. 31
Aaron Flynn, Ansonia	4.0	2003	Seymour	Nov. 14
Damik Scafe, Windsor	4.0	2004	Wethersfield	Nov. 6
Badu Franck, McMahan	4.0	2000	Darien	Sept. 15
Aaron Hernandez, Bristol Central	4.0	2005	Bloomfield	Sept. 23
James Jenkins, Weaver-Hartford	3.5	1994	Wethersfield	

KICKOFF RETURNS

Most TDs on kickoff returns, game: 2, by several players.
Most TDs on kickoff returns, season: 5, Jay Drexel, Griswold, 1994
Most TDs on kickoff returns, career: 7, Jay Drexel, Griswold, 1993-95

MOST KICKOFF RETURN TDs IN A CAREER

Player, School	TDs	Years
Jay Drexel, Griswold	7	1993-95
Tebucky Jones, New Britain	6	1989-92
David Sanchez, Enfield	6	1999-01
Rahshon Spikes, Maloney-Meriden	5	1992-95
Nick Giaquinto, Stratford	4	1969-72
Charlie Carpentieri, Watertown	3	1971-74
John Gaskin, Weaver-Hartford	3	1981-84
Fran Hendricks, Ansonia,	3	1985-88
Jeff Jones, Woodland Reg.	3	2002-04
Jemal Davis, NFA	3	1987-89
Glen Somogie, Shelton	3	2002

MOST KICKOFF RETURN TDs IN A SEASON

Player, School	TDs	Years
Jay Drexel, Griswold	5	1994
Nick Giaquinto, Stratford	4	1972
David Sanchez, Enfield	4	1999
Charlie Carpentieri, Watertown	3	1974
Fran Hendricks, Ansonia	3	1988
Tebucky Jones, New Britain,	3	1991
Steve Mrowka, Cheshire	3	1982
Rahshon Spikes, Maloney-Meriden	3	1994
Jeff Norko, Shelton	3	2003
Glen Somogie, Shelton	3	2002

MOST KICKOFF RETURN TDs IN A GAME

Player, School	TDs	Year	Opponent	Date
Joe Williams, East Haven	2	1971	Lyman Hall	
Bob Orchano, Derby	2	1981	Ansonia	
Melvin Gray, East Catholic	2	1994	Manchester	
Brand Fowler, Weston	2	1986	Masuk-Monroe	
Steve Mrowka, Cheshire	2	1982	Southington	
Jay Drexel, Griswold	2	1994	Tolland	Oct. 1
Jay Drexel, Griswold	2	1994	Old Saybrook	Nov. 12

PUNT RETURNS

Most TDs on punt returns, game: 3, Fran Hendricks, Ansonia, vs. Kennedy-Waterbury, Oct. 1, 1988
Most TDs on punt returns, season: 7, Kenny Tinney, Ansonia, 2003
Most TDs on punt returns, career: 7, Kenny Tinney, Ansonia, 2002-03

MOST PUNT RETURNS FOR TD IN A CAREER

Player, School	TDs	Years
Kenny Tinney, Ansonia	7	2002-03
Andrew Jackson, New Britain	6	2002-03
C. Covington, McMahon-Norwalk	6	1993-96
Charlie Carpentieri, Watertown	5	1971-74
Fran Hendricks, Ansonia	5	1985-88
Alan Stokes, Sheehan-Wallingford	3	1978-81
Rahshon Spikes, Maloney-Meriden	3	1992-95
John Hardrick, Platt-Meriden,	3	1969-72
Sam Rice, Platt-Meriden	3	1989-92
Brad Symonds, South Windsor	3	1987-90
Reinaldo Soto, Bristol Eastern	3	1996
Adrian Clark, St. Bernard's	3	1984-85
David Small, New London	3	1982-84

MOST PUNT RETURNS FOR TD IN A SEASON

Player, School	TDs	Years
Kenny Tinney, Ansonia	7	2003
Andrew Jackson, New Britain	5	2003
David Reed, New London	5	2005
Charlie Carpentieri, Watertown	4	1974
Fran Hendricks, Ansonia	4	1988
Charles Covington, McMahon	4	1996
John Hardrick, Platt-Meriden	3	1971
Sam Rice, Platt-Meriden	3	1992
Reinaldo Soto, Bristol Eastern	3	1996
Dan Schwab, Cheshire	3	1986
Kiandre Gillespie, Manchester	3	1996

MOST PUNT RETURNS FOR TD IN A GAME

Player, School	TDs	Year	Opponent
Fran Hendricks, Ansonia	3	1988	Kennedy
Charles Covington, McMahon-Norwalk	2	1996	Trinity Catholic
Mike Marelli, East Lyme	2	1985	Plainville

OTHER PUNTING RECORDS

Highest average per punt, season: 45.8, Greg Laugeni, Amity, 1981
 44.1, Jim Post, Watertown, 1984, 10 games.
 43.5, Rob Thompson, Shelton, 2003 13 games
Highest average per punt, career: 42.3, Jim Post, Watertown, 1982-84.
 41.5, Greg Laugeni, Amity, 1979-81

KICKING: FIELD GOALS

Most field goals, game: 4, by Roberto Inesta, St. Mary-Greenwich, vs. LaSalle Military-Oakdale, L.I., Sept. 26, 1970

Most field goals, season: 10, by Lance Hjelte, Ridgefield, 1987 (10 games)

Most field goals, career: 18, by Roberto Inesta, St. Mary-Greenwich, 1968-71.

Most consecutive games kicking field goals: 7, by Patrick Kenny, Glastonbury, Sept. 23-Nov. 4, 1989.

MOST FIELD GOALS IN A CAREER

Player, School	FGs	Years
1. Roberto Inesta, St. Mary-Greenwich	18	1968-71
2. Bob Warden, New Canaan	16	1987-90
2. Dave Whalen, Morgan	16	1999-81
4. Edmundo Arias, McMahan-Norwalk	14	2001-03
5. Patrick Kenny, Glastonbury	13	1986-89
5. Vin Giarratana, Wethersfield	13	1993-96
5. Aaron Pumerantz, Simsbury	13	1994-97
5. Brian Frederick, Platt-Meriden	13	1994-97
9. Bob Granfors, Barlow-Redding	12	1974-77
9. Dean DeNovio, Ridgefield	12	2002-04
11. David Rusk, Masuk-Monroe	11	1983-86
11. Lance Hjelte, Ridgefield,	11	1985-88
11. Mike Morello, Middletown	11	1987-90
11. Rico Brogna, Watertown	11	1984-87
15. George Cardoso, Shelton	10	1975-78
16. Steve Bizzoto, Derby	9	1986-89
16. Brad Piccirillo, Shelton	9	1994-97
16. Harry Cummings, Wilton	9	1974-77
16. Glen Somogie, Shelton	9	2000-02
16. Lou Monaco, Guilford	9	1992-94
16. Jack Reed, Guilford	9	1984-85
20. Tim Dunn, Morgan-Clinton	8	1972-75
20. Peter DiMartino, St. Joseph-Trumb.	8	1994-97
20. Major Williams, Norwich	8	1995-98

MOST FIELD GOALS IN A SEASON

Player, School	FG	Year
Lance Hjelte, Ridgefield	10	1987
Bob Granfors, Barlow-Redding	9	1976
Patrick Kenny, Glastonbury	8	1989
David Rusk, Masuk-Monroe	8	1986
Roberto Inesta, St. Mary's-Grnwich	8	1971
Edmundo Arias, McMahan-Norwalk	8	2003
Dave Whalen, Morgan	8	2000
Bob Warden, New Canaan	7	1988
Vin Giarrantana, Wethersfield	7	1995
Dean DeNovio, Ridgefield	7	2004
Lou Monaco, Guilford	7	1993
Glen Somogie, Shelton	7	2002
Andrew Derito, Ridgefield	7	2005
Jose Rosso, Milford	6	1969
George Cardoso, Shelton	6	1977
Harry Cummings, Wilton	6	1977
Brian Lewis, Morgan-Clinton	6	1981
Rico Brogna, Watertown	6	1987
Aaron Pumerantz, Simsbury	6	1996
Mike Morello, Middletown	6	1990
Steve Bizzoto, Derby	6	1989
Paul Robinson, Pomperaug-Sthbry	6	1985
Nick Georgeadis, South Windsor	6	1987
Brian Frederick, Platt-Meriden	6	1997
Derek Marks, East Lyme	6	2003

MOST FIELD GOALS IN A GAME

Player, School	FGs	Year	Opponent	Date
Roberto Inesta, St. Mary-Greenwich	4	1970	LaSalle, NY	Sept. 26
Geoff Binney, Immaculate-Danbury	3	1984	Weston	
David Rusk, Masuk-Monroe	3	1986	Pomperaug	
Lance Hjelte, Ridgefield	3	1987	Staples	
Nick Georgeadis, South Windsor	3	1987	Glastonbury	
Todd Kroll, Glastonbury	3	1992	Windsor	
Dean DeNovio, Ridgefield	3	2004	Danbury	Oct. 2
Matt Schulze, Southington	3	2001	Maloney	Oct. 19
Edmundo Arias, McMahan	3	2003	Wilton	Sept. 25
Glen Somogie, Shelton	3	2002	Cheshire	Nov. 15
Dave Whalen, Morgan	3	2000	Hyde	

KICKING: SUPERLATIVES

Most points scored by kicking, game: 14, Niall Duggan, Stamford vs. Bassick-Bridgeport, 1998

Longest field goal: 54 yards, Rico Brogna, Watertown (1987); Tyler Timion (1987)

Most consecutive PATs: 72, Adam Richmond, Ansonia, 1998-99

Most points kicking, season: 85, Tomasz Popiolek, Ansonia, 2003

LONGEST FIELD GOAL

Player, School	Yds.	Yr.	Opp.
Rico Brogna, Watertown	54	1987	Wolcott
Tyler Timion, Fermi	54	1987	Rockville
Rico Brogna, Watertown	52	1987	Naugatuck
William Coleman, Weaver	51	1972	E. Hartford
Edmundo Arias, McMahon	51	2003	St. Joseph
Pedro Belinchon, E. Lyme	51	2005	N. Canaan
Justin Wolf, Monroe	50	2000	ND-Fairfield
Kyle Lytle, Avon	49	1991	
Pedro Belinchon, E. Lyme	49	2005	N. Canaan
Athan Tasoulas, Waterford	48	1976	Norwich
Dennis Bien, Greenwich	48	2005	McMahon
John McBride, Trumbull	47	2005	Westhill
Dan Fleishman, Greenwich	47	1982	Kingston, NY
David Rusk, Masuk-Monroe	47	1986	Bunnell
David Rusk, Masuk-Monroe	47	1986	Bethel
Rico Brogna, Watertown	47	1987	Crosby
Mike Morello, Middletown	47	1990	Stratford
Bob Warden, New Canaan	47	1990	Trumbull
Bryan Batchelder, Simsbury	47		Hall
Todd Krutchkoff, Simsbury	47		
Greg Walby, Hand-Madison	47	1997	Newtown
Ernest Neipp, New Britain*	45	1924	Hartford Pub.

*-on a drop kick

MOST CONSECUTIVE GAMES WITH A FG

Player, School	Games	Years
Patrick Kenny, Glastonbury	7	1989
Aaron Pumerantz, Simsbury	5	1996

MOST POINTS KICKING IN A SEASON

Player, School	PATs	FG	Pts.	Yr.
Tomasz Popiolek, Ansonia	85	0	85	2003
Mike Garcarz, New Britain	75	0	75	2002
Chris Roberts, New Britain	68	1	71	2003
Chris Roberts, New Britain	70	0	70	2004
Shawn Cavanaugh, Masuk	59	0	59	2003
Dennis Bien, Greenwich	43	4	55	2005
Andrew Kempler, Staples	52	3	61	2003
Ed Reinhard, Southington	46	5	61	1998
Vicidomino, Staples	51	3	60	2002
Ed Reinhard, Southington	53	2	59	1999
Charles Gallagher, Htfd. Public	53	2	59	2005
Andrew Derito, Ridgefield	37	7	58	2005
Matt Schulze, Southington	41	5	56	2001
Edmundo Arias, McMahon	29	8	53	2003

MOST POINTS KICKING IN A CAREER

Player, School	PATs	FG	Pts.	Yrs.
Adam Richmond, Ansonia	194	6	212	1996-99

MOST CONSECUTIVE PATs

Player, School	PAT's	Year(s)
Adam Richmond, Ansonia	72	1998-99
Rico Brogna, Watertown	70	1986-87
Nelson Mingachos, Immaculate	51	1986
Joe Maisto, Cheshire	51	1993-94
Andy Benicewicz, Danbury	46	1995-96
Adam Richmond, Ansonia	38	1997
Robert Stefanik, East Hartford	32	1987
Chris Sawch, Staples-Westport	31	1974-75
Scott Wexler, New Canaan	31	2001-02

MOST POINTS KICKING IN A SINGLE GAME

Player, School	PATs	FG	Pts.	Year	Opponent	Date
Niall Duggan, Stamford	8	2	14	1998	Bassick-Bridgeport	Nov. 5
Jose Rosso, Milford	7	2	13	1969	Bassick-Bridgeport	Oct. 4
Roberto Inesta, St. Mary's-Grwich	1	4	13	1970	LaSalle Military (L.I.)	Sept. 26
Matt Schulze, Southington	4-5	3	13	2001	Maloney	Oct. 19
Dave Whalen, Morgan	5-5	2	11	2000	Haddam-Killingworth	Nov. 4
Chris Roberts, New Britain	11-13	0	11	2003	Maloney	Oct. 10
Beau Larrow, Woodland	7-7	1	10	2004	Watertown	Sept. 19
Ryan Dunn, Farmington	7-7	1	10	2004	St. Paul/Goodwin	Oct. 16
Steve Macallum, Southington	7-8	1	10	2004	Manchester	Oct. 22
Chris Roberts, New Britain	10-10	0	10	2003	Platt	Oct. 24
Dave Whalen, Morgan	10-10	0	10	2000	Stafford	Sept. 22
Graig Vicidomino, Seymour	7-8	1	10	2002	Torrington	Oct. 13
Dan McCollum, Avon	7-7	1	10	1993	Windsor Locks	Oct. 2
Chris Tyler, Rocky Hill	7-7	1	10	2005	Plainville	Nov. 4

KICKING: PATs

Most PATs in a game: 11, Chris Roberts, New Britain vs. Maloney, 2003

Most PATs in a season: 85, Tomasz Popiolek, Ansonia, 2003

Most PATs in a career: 194, Adam Richmond, Ansonia, 1996-99

PAT: point after touchdown

MOST PATs IN A CAREER

Player, School	PATs	Years
1. Adam Richmond, Ansonia	194	1996-99
2. Chris Roberts, New Britain	138	2003-04
3. Tomasz Popiolek, Ansonia	134	2002-03
4. Jason Dziubina, Ansonia	125	1992-95
5. Joe Maisto, Cheshire	118	1992-95
6. Mike Garcarz, New Britain	116	2001-02
7. Rico Brogna, Watertown	113	1985-87
8. Bryan Batchelder, Simsbury	110	1990-93
9. Andy Benicewicz, Danbury	104	1993-96
9. Ed Reinhard, Southington	104	1998-00
11. Aaron Pumerantz, Simsbury	100	1994-97
12. Andrew Kempler, Staples	99	2001-03
12. Brian Frederick, Platt-Meriden	96	1994-97
14. Steve Pelletier, Hand	93	2001-03
15. Mike Morello, Middletown	91	1987-90
15. Glen Somogie, Shelton	91	2000-02
17. Tom Phillips, McMahan-Nrwk	86	1992-95
17. Matt Schulze, Southington	86	2000-02
19. Bob Warden, New Canaan	81	1987-90
20. Brian Lewis, Morgan-Clinton	79	1978-81
20. Justin Reed, Darien	79	1994-97
21. Tim Camorato, Brookfield	77	1993-96
22. Dave Whalen, Morgan	73	1999-01
22. Charles Gallagher, Htfd. Public	73	2004-05
24. Tim Dunn, Morgan-Clinton	72	1972-75
24. Major Williams, Norwich	72	1995-98

MOST PATs IN A SEASON

Player, School	PATs	Year
1. Tomasz Popiolek, Ansonia	85	2003
2. Mike Garcarz, New Britain	73	2002
3. Chris Roberts, New Britain	70	2004
4. Chris Roberts, New Britain	68	2003
5. Tom Phillips, McMahan-Norwalk	61	1994
5. Adam Richmond, Ansonia	61	1999
7. Adam Richmond, Ansonia	59	1997
8. Rico Brogna, Watertown	54	1986
9. Jason Dziubina, Ansonia	53	1994
9. Ed Reinhard, Southington	53	1999
9. Charles Gallagher, Htfd. Public	53	2005
12. Andrew Kempler, Staples	52	2003
13. Vicidomino, Seymour	51	2002
14. Tomasz Popiolek, Ansonia	49	2002
15. Joe Maisto, Cheshire	48	1994
15. Jason Dziubina, Ansonia	48	1995
15. Andy Benicewicz, Danbury	48	1996
18. Andrew Kempler, Staples	47	2002
19. Beau Larrow, Woodland Reg.	46	2004
19. Ed Reinhard, Southington	46	1998
19. Dave Whalen, Morgan	46	2000
22. Reed Baldwin, Simsbury	45	1994
22. Adam Richmond, Ansonia	45	1998
22. Steve Pelletier, Hand	45	2003
22. Matt Schulze, Southington	45	2000
22. Ostrowski, Greenwich	45	2002

MOST PATs IN A GAME

Player, School	PATs	Year	Opponent	Date
Chris Roberts, New Britain	11	2003	Maloney	Oct. 10
Marc Stonaha, Stratford	10	1996	Weston	
Chris Roberts, New Britain	10	2003	Platt	Oct. 24
Dave Whalen, Morgan	10	2000	Stafford	Sept. 22
Mike Garcarz, New Britain	9	2002	Bulkeley	Nov. 15
Chris Sawch, Staples-Westport	9	1974	Warde-Fairfield	
John Cerra, McMahan-Norwalk	9	1993	Staples-Westport	
Rob Duncan, Fitch-Groton	9	1994	St. Bernard	
Mike Garcarz, New Britain	9	2002	Maloney	Oct. 14
Mike Garcarz, New Britain	9	2002	Bristol Central	Oct. 18
Chris Roberts, New Britain	9	2003	Newington	Oct. 31
Chris Roberts, New Britain	9	2004	Glastonbury	Oct. 15
Marcus Ranaldi, Avon	9	1977	Putnam	Oct. 1

TEAM RECORDS

MOST CONSECUTIVE GAMES WITHOUT A LOSS:


School	Games	Years
Cheshire	49	1992-1996
Ansonia	36	1975-1978
Bloomfield	35	1996-2000
Stamford	34	1911-1914
Derby	34	1966-1970
New Canaan	34	1967-1970
Xavier-Middletown	34	1970-1974
Fitch-Groton	34	1999-2001
Southington	33	1962-1966

MOST CONSECUTIVE GAMES WITHOUT A WIN:

School	Games	Years
Bullard Havens	53	1996-2001
Sacred Heart-Wtby	37	1998-2002
St. Paul	31	1981-1984

MOST UNDEFEATED, UNTIED SEASONS

School	Years
Ansonia (13)	1900, 36, 43, 65, 76, 77, 79, 83, 89, 94, 95, 2002, 2003
New Britain (8)	1896, 16, 19, 21, 26, 34, 81, 2003
Southington (7)	42, 49, 54, 57, 64, 65, 72
Stamford (6)	13, 15, 37, 58, 59, 71
Hand (6)	73, 76, 77, 82, 97, 2004
Derby (5)	68, 69, 72, 73, 90
Cheshire (4)	92, 93, 94, 95
Weaver (4)	38, 45, 67, 96
New London (4)	68, 83, 89, 91
Hillhouse (4)	31, 32, 43, 85
Torrington (4)	1896, 18, 24, 48
Bloomfield (4)	82, 97, 98, 99
Xavier (4)	71, 72, 74, 2005
Hyde (3)	2002, 2004, 2005
Canton (3)	42, 45, 52
Berlin (3)	47, 48, 63
West Haven (3)	68, 72, 2002
Fitch (2)	99, 2000
Gilbert (2)	53, 62
New Canaan (2)	68, 69
Plainville (2)	37, 46
St. Joseph-Trumb.	82, 83
Morgan (2)	74, 87



■ Hillhouse High's 1943 football team was undefeated and untied. No. 40 Levi Jackson (front row) was a two-time All-State selection in 1943 and 1944 and was the top vote getter in both seasons.

TEAM RECORDS

BEST WINNING PERCENTAGE BY SCHOOL

School	W-L-T	Pct.	Years
Hyde-New Haven	69-21	.766	1998-2005
Hand-Madison	279-85-7	.759	1971-2005
Ansonia	660-239-55	.712	1900-2005
Ledyard	281-115-4	.706	1965-2005
New Britain	705-286-51	.693	1892-2005
Conard-West Hartford	303-143-3	.690	1957-2005
Southington/Lewis	459-206-29	.675	1932-2004
Ellington/Somers*	35-17	.673	2001-05
Brien McMahon	205-112-7	.639	1966-2005
Xavier	262-153-9	.624	1964-2005
Berlin**	352-222-13	.606	1936-2005
Darien	320-203-17	.602	1945-2005
New Canaan	406-260-29	.596	1928-2004
Morgan School-Clinton	195-147-5	.566	1971-05
Holy Cross-Waterbury	210-159-7	.563	1970-2005
Hillhouse-N. Haven	539-448-61	.529	1885-2005
Weaver-Hartford	362-317-34	.520	1924-2005
Bristol Central	232-213-14	.513	1959-2005
Torrington***	432-429-45	.488	1894-2005
Platt-Meriden	230-242-10	.482	1958-2005
Canton	79-78-14	.481	1934-60, 63-64
Bacon Academy	30-32-1	.480	2000-05
Plainville	295-306-31	.478	1926-2005
Tolland	101-111-2	.474	1985-2005
Wethersfield	207-226-11	.472	1960-2005
Avon	198-222-3	.469	1960-2005
Pomperaug-Southbury	144-163-6	.464	1975-2005
South Windsor	160-184-8	.459	1972-2005
y-Gilbert-Winsted	249-310-19	.437	1933-2005
E.O. Smith-Storrs	34-44-1	.433	1998-2005
Northwest Catholic	179-231-8	.432	1963-2005
Wolcott High	143-187-5	.430	1973-2005
z-St. Paul-Bristol	158-206-8	.429	1968-2005
w-Windsor Locks	144-191-3	.427	1972-2005
Pulaski-New Britain	76-117-4	.389	1961-81
Wilbur Cross/Commerical	295-424-47	.386	1920-2005
Sports & Medical Science Acad.	23-36-1	.386	1999-2005
South Catholic-Hartford	97-155-5	.381	1963-90
Rocky Hill	22-35-2	.379	2000-05
Guilford	123-202-9	.373	1973-05
Sheehan-Wallingford	127-221-2	.363	1972-2005
Fermi-Enfield	119-213-10	.353	1972-2005
Fairfield High	59-121-3	.325	1986-2003
x-Stafford	84-183-2	.313	1979-2005
Somers	15-40-1	.277	1977-1983
v-Tourtellotte-Thompson	14-37-1	.271	2000-05
Vinal Tech/Coginchaug	16-44-2	.262	2000-05
Newer programs (4 years or less)			
Cromwell	30-6	.833	2002-05
Woodland Regional	35-12	.744	2002-05
Coventry/Windham Tech	24-19	.558	2002-05
Fairfield Ludlowe	3-7	.300	2005
Fairfield Warde	2-18	.100	2004-05
Wright Tech-Stamford	0-11	.000	2003-05

MOST WINS

School	Wins	Years
New Britain	705	1892-2005
Ansonia	660	1900-2005
Hillhouse	539	1885-2005
Southington/Lewis	459	1932-2005
Torrington***	432	1894-2005
New Canaan	406	1928-2005
Weaver	362	1924-2005
Berlin**	352	1936-2005
Darien	320	1945-2005
Conard-W. Hartford	303	1957-2005
Wilbur Cross/Comm.	295	1920-2005
Plainville	295	1926-2005
Ledyard	281	1965-2005
Hand-Madison	279	1971-2005
Xavier	262	1964-2005
Gilbert-Winsted	249	1933-2005
Bristol Central	232	1959-2005
Platt-Meriden	230	1958-2004
Holy Cross	210	1970-2005
Wethersfield	207	1960-2005
Brien McMahon	205	1966-2005

**Berlin didn't field a team in 1940, 1941 or 1943

***Torrington didn't field a team in 1898, 1906, 1908

z-co-op team with Goodwin Tech 2000-05 and Lewis Mills 2005

y-co-op team with Northwestern Regional 2002-05

v-co-op team with Ellis Tech 2004-05

w-co-op team with Suffield High 1999-05

x-co-op team with E.O. Smith 1997, 1996 and with East Windsor, 2005

*co-op with East Windsor 2001-04

TEAM RECORDS

HIGHEST WINNING PERCENTAGE BY DECADE

1880s (1880-89)

School	Pct.	W-L-T
Hillhouse	.577	15-11

1890s (1890-99)

School	Pct.	W-L-T
New Britain	.801	55-11-7
Hillhouse	.506	39-38-5

1900s (1900-09)

School	Pct.	W-L-T
New Britain	.716	53-18-10
Hillhouse	.622	46-26-10

1910s (1910-19)

School	Pct.	W-L-T
New Britain	.711	48-18-5

1920s (1920-29)

School	Pct.	W-L-T
New Britain	.692	52-22-4
Ansonia	.674	51-21-14
Hillhouse	.572	41-30-5
Plainville	.500	8-8-2

1930s (1930-39)

School	Pct.	W-L-T
Hillhouse	.772	58-15-6
New Britain	.758	64-18-7
Southington	.716	48-16-10
Ansonia	.634	48-25-13
Weaver-Hartford	.587	41-28-6
Plainville	.564	35-26-9

1940s (1940-49)

School	Pct.	W-L-T
Southington	.782	59-15-4
Ansonia	.767	65-18-5
New Britain	.745	70-23-3
Hillhouse	.645	52-27-7
Torrington	.612	49-30-2
Weaver-Hartford	.594	38-25-6

1950s (1950-59)

School	Pct.	W-L-T
Southington	.737	57-20-1
Ansonia	.640	58-32-3
New Canaan	.636	41-23-2
New Britain	.600	52-34-4
Gilbert-Winsted	.585	37-26-1
Plainville	.534	39-34-1

1960s (1960-69)

School	Pct.	W-L-T
1. Southington	.828	76-15-2
2. New Britain	.813	70-15-3
3. Notre Dame-WH	.768	68-19-3
4. Naugatuck	.765	70-19-5
5. Xavier	.763	42-12-2
6. Fairfield Prep	.755	74-22-4
7. Simsbury	.730	57-21
8. Weaver-Hartford	.715	59-22-5
9. Conard	.685	60-26-3
10. Derby	.681	61-26-5

1970s (1970-79)

School	Pct.	W-L-T
1. Xavier-Middletown	.850	82-14-1
2. Ansonia	.810	84-19-2
3. Conard-W. Hartford	.786	66-18-8
4. West Haven	.727	69-25-3
5. Bristol Central	.722	65-23-3
6. Hall-W. Hartford	.664	63-31-3
7. St. Paul-Bristol	.656	64-33-2
8. Simsbury	.634	60-34-3
9. New Britain	.632	58-33-3
9. Gilbert-Winsted	.632	50-28-5

1980s (1980-89)

School	Pct.	W-L-T
1. Ansonia	.866	97-15
2. St. Joseph-Trumbull	.839	90-16-3
3. Bethel	.799	92-22-3
4. Hand-Madison	.794	84-23-2
5. Greenwich	.754	82-26-2
6. New London	.753	79-24-3
7. Trumbull	.745	78-25-3
8. Derby	.731	77-28-1
9. Fairfield Prep	.731	74-24-1
10. Naugatuck	.723	74-28-1

1990s (1990-99)

School	Pct.	W-L-T
1. Ansonia	.903	103-11-0
2. Cheshire	.859	95-43-3
3. Greenwich	.833	90-17-2
4. Putnam	.822	88-19
5. Newtown	.779	83-23-1
6. Plainfield	.771	81-24
7. Darien	.769	87-25-2
8. Trumbull	.754	80-26
9. Berlin	.750	78-25-2
10. Ledyard	.745	76-25-2
11. Naugatuck	.743	77-26-1
12. Fitch	.741	76-26-1

TEAM RECORDS -- OFFENSE

MOST POINTS IN A SEASON

School	Points	Games	Year
Fitch	695	12	1999
Ansonia	691	13	2003
New Britain	678	12	2004
Bloomfield	663	12	1998
Fitch	663	12	2000
Bloomfield	662	11	1999
New Britain	603	11	2002
New Britain	587	12	2003
Ansonia	585	13	2002
Bloomfield	552	12	1997
New London	548	12	2005
Ansonia	529	11	1994
West Haven	526	9	1968
Ansonia	522	12	1997
Fitch	521	10	1994
Seymour	517	13	2002
Newtown	510	12	1996
McMahon-Norwalk	509	12	1994
Greenwich	509	14	2002
Weaver-Hartford	505	13	1996
Norwich Free Acad.	502	12	2002
Hyde	500	12	2005
Bloomfield	495	11	2000
Southington	495	12	1999

HIGHEST AVERAGE POINTS IN A SEASON

School	Avg.	Points	Games	Year
New Britain	60.3	603	10	2002
Bloomfield	60.1	662	11	1999
West Haven	58.4	526	9	1968
Fitch	57.9	695	12	1999
New Britain	56.5	678	12	2004
Bloomfield	55.3	663	12	1998
Fitch	55.2	663	12	2000
Ansonia	53.1	691	13	2003
Fitch	52.1	521	10	1994
New Britain	48.9	587	12	2003
Ansonia	48.1	529	11	1994
Bloomfield	46.0	552	12	1997
Southington	45.8	458	10	2000
New London	45.6	548	12	2005
New London	45.5	450	10	1968
Ansonia	45.0	585	13	2002
Bloomfield	45.0	495	11	2000
New Canaan	44.6	446	10	1969
Middletown	43.6	481	11	1992
Southington	43.6	436	10	2001
Ansonia	43.5	522	12	1997
Hall-W. Hartford	43.4	434	10	1975
Ansonia	42.7	470	11	1982
Greenwich	42.7	555	13	1999



MOST TDs SCORED IN A YEAR

School	TDs.	Games	Avg.	Year
Fitch-Groton	99	12	8.2	1999
Bloomfield	97	12	8.0	1998
Bloomfield	96	11	8.7	1999
New Britain	85	12	7.0	2003
New London	81	12	6.7	2005
Bloomfield	81	12	6.8	1997
Notre Dame-Fairfld	82	11	7.4	2005
Ansonia	77	11	7.0	1994
Fitch	77	10	7.7	1994
Hyde	76	12	6.3	2005
Ansonia	76	12	6.3	1997
Weaver	75	13	5.8	1996
McMahon	74	12	6.2	1994
Bloomfield	73	11	6.6	2000
West Haven	73	9	8.1	1968
Southington	72	12	6.0	1999
Middletown	70	11	6.4	1992
Watertown	69	12	5.8	1986
Ansonia	67	12	5.8	1995
Ansonia	67	11	6.1	1983
Southington	67	10	6.7	2000

TEAM RECORDS -- OFFENSE

MOST TOTAL YARDS IN A SEASON

School	Yards	Gm	Avg.	Year
Southington	5,412	12	451.0	1999
Southington	5,345	12	445.4	2005
Southington	5,227	12	435.6	1998
Seymour	4,967	10	496.7	1969
Weaver-Hartford	4,933	13	379.5	1996
Staples-Westport	4,860	14	347.1	1997
Southington	4,756	10	475.6	2000
Woodland Regional	4,798	13	369.0	2005
Brookfield	4,727	13	363.6	2005
Woodland Regional	4,603	12	383.6	2004
Hyde	4,678	12	389.8	2005

Total yards = rushing + passing

HIGHEST AVERAGE TOTAL YARDS IN A SEASON

School	Avg.	Yards	Gms.	Year
West Haven	506.4	4,051	8	1968
Seymour	496.7	4,967	10	1969
Southington	475.6	4,756	10	2000
Southington	451.0	5,412	12	1999
Southington	445.4	5,345	12	2005
Southington	443.0	4,430	10	2001
Southington	439.6	4,396	10	2004
Southington	435.6	5,227	12	1998
Seymour	419.7	3,777	9	1971
Southington	409.3	4,502	11	2002

MOST TOTAL YARDS IN A GAME

School	Yds.	Rush	Pass	Opp.	Yr.
Seymour	830			Branford	1969
Branford	770	424	346	N. Milford	1970
Newtown	733	375	358	Bethel	1970
Seymour	706			Derby	1979
New Canaan	694	95	599	Rippowam	1970
West Haven	691	578	113	Ansonia	1968
Bloomfield	686			Wethersfield	'94
Vinal Tech/Cog.	680	627	53	Rocky Hill	2004
Platt-Meriden	659			Bris. Eastern	'59
Southington	659	351	308	Masuk	1999
West Haven	649	381	268	Hillhouse	1968
West Haven	640	400	240	Hamden	1968
Southington	629	142	487	Maloney	2000
New Britain	598	387	211	Bris. Central	'04
Farmington	581	512	69	Plainville	2001
Southington	583	27	556	Cheshire	2001
Southington	550	464	86	Platt	2004

MOST RUSHING YARDS IN A SEASON

School	Yards	Gm	Avg.	Year
Bloomfield	5,574	12	464.5	1998
Weaver-Hartford	3,957	13	304.4	1996
Hyde	3,742	12	311.8	2005
Staples-Westport	3,637	14	259.8	1997
Farmington	3,627	12	302.2	1999
Brookfield	3,573	13	274.8	1995
Brien McMahon	3,529	12	294.1	1994
Brookfield	3,368	13	259.0	2005
Hand-Madison	3,362	11	305.6	1994
New Britain	3,012	12	251.0	2003

HIGHEST AVERAGE RUSHING IN A SEASON

School	Avg.	Yards	Gms.	Year
Bloomfield	464.5	5,574	12	1998
Hyde	311.8	3,742	12	2005
Hand	305.6	3,362	11	1994
Weaver-Hartford	304.4	3,957	13	1996
Farmington	302.2	3,627	12	1999
Brien McMahon	294.1	3,529	12	1994
Seymour	281.9	2,537	9	1971
Brookfield	274.8	3,573	13	1995
Sheehan-Wallingford	273.9	2,849	11	1997
Joel Barlow-Redding	269.0	2,421	9	1974
Bristol Eastern	262.5	2,888	11	1996

MOST RUSHING YARDS IN A GAME

School	Yards	Opp.	Year
Vinal Tech/Cog.	627	Rocky Hill	2004
Weaver	624		1999
Stratford	588	Immaculate	2005
Bloomfield	587	Wethersfield	1994
West Haven	578	Ansonia	1968
East Hartford	557	Enfield	1997
Bloomfield	556	Hall-W. Hartford	1994
Platt-Meriden	543	Bristol Eastern	1959
Fitch-Groton	542	New London	1976
Bloomfield	524	Glastonbury	1997
Rockville	523	Maloney	2002
Farmington	512	Plainville	2001
East Haven	509	Seymour	1976
Stratford	504	No. Branford	1992
Conard	504	Wethersfield	2004
Seymour	499	Naugatuck	1975
Montville	499	St. Paul	1997
East Catholic	485		1987
Conard	478	Wethersfield	2005
Seymour	477	Branford	1969
Staples-Westport	475	Newtown	1997
Hand-Madison	471	Derby	1994
Seymour	469	Derby	1979
Greenwich	469	Harding	2004

TEAM RECORDS -- OFFENSE

MOST PASSING YARDS IN A SEASON

School	Yards	Gm	Avg.	Year
Southington	3,568	12	297.3	2005
Southington	3,371	12	280.9	1998
Southington	3,319	12	276.5	1999
Southington	3,248	10	324.8	2000
Southington	3,246	10	324.6	2001
Southington	2,999	11	272.6	2002
Woodland Regional	2,884	13	221.8	2005
Southington	2,750	11	250	1996
Southington	2,714	11	246.7	1997
Southington	2,689	10	268.9	2004
Bristol Central	2,614	10	261.4	2005

HIGHEST AVERAGE PASSING YARDS IN A SEASON

School	Avg.	Yards	Gms.	Year
Southington	324.8	3,248	10	2000
Southington	324.6	3,246	10	2001
Southington	297.3	3,568	12	2005
Southington	280.9	3,371	12	1998
Southington	276.5	3,319	12	1999
Southington	272.6	2,999	11	2002
Southington	268.9	2,689	10	2004
Bristol Central	261.4	2,614	10	2005
Southington	250.0	2,750	11	1996
Southington	246.7	2,714	11	1997
Coventry/WT	231.6	2,548	11	2005
Southington	227.6	2,504	11	2003

MOST YARDS PASSING IN A GAME

School	Yards	Opp.	Year
New Canaan	599	Rippowam	1970
Southington	556	Cheshire	2001
New Canaan	547	Ludlowe	1969
Southington	487	Maloney	2000
Southington	484	Bristol Central	2001
Southington	480	Platt	2004
Southington	463	Platt	1998
New Britain	440	Newington	2001
New Canaan	437	Danbury	1970
Woodland Regional	437	Naugatuck	2003
Southington	428	Platt	2001
Southington	417	Bristol Central	2002
New Britain	408	Platt	2002
New Canaan	405	Rippowam	1969
Southington	401	Conard	2002
Platt-Meriden	392	Bristol Eastern	1990
Southington	388	Conard	2001
Southington	384	East Hartford	1997
Southington	378	New Britain	2000
Bassick-Bridgeport	375	Stamford	1998
Watertown	374	Torrington	1987
New Canaan	371	Ludlowe	1970
Southington	371	Cheshire	2003
Southington	368	Bristol Central	2000
Southington	346	Chaminade, NY	2003
Southington	362	Maloney	2001
Newtown	358	Bethel	1970



TEAM RECORDS -- OFFENSE

POINTS IN A GAME, BOTH TEAMS

Modern era

119 -- Vinal Tech 71, Rocky Hill 48	Nov. 23, 2004
118 -- Seymour 68, Amity 50	Nov. 18, 1972
117 -- Seymour 62, Holy Cross 55	Oct. 18, 2005
114 -- Stamford 68, Bullard Havens 46	Nov. 5, 1998
109 -- Seymour 75, Branford 34	Nov. 1, 1969
108 -- Marianapolis Prep 108, Windham Tech 0	1965

All-time

130 -- NFA 130, New London 0	1902
122 -- Westerly, R.I. 120, Stonington 0	1917
118 -- Meriden 118, Lewis-Southington 0	1919
106 -- Stamford 106, Patterson, N.J. 0	1913
103 -- Windham 103, Putnam 0	1923
102 -- Stamford 102, St. Francis Prep 0	1920

MOST POINTS IN A GAME (PRE-1930)

<u>School</u>	<u>Pts.</u>	<u>Yr.</u>	<u>Opp.</u>
Norwich Free Academy	130	1902	Bulkeley-NLond.
Meriden	118	1919	Lewis
Stamford	106	1913	Paterson, NJ
Windham High	103	1923	Putnam
Stamford	102	1920	St. Francis Prep
Meriden	101	1915	Bristol
Norwich Free Academy	100	1903	Westerly, RI
Hartford Public	99	1904	Enfield
Stamford	99	1919	Hoboken, NJ
Hartford Public	98	1891	Wtby YMCA

MOST POINTS IN A GAME (POST-1930)

<u>School</u>	<u>Pts.</u>	<u>Yr.</u>	<u>Opp.</u>
Marianapolis Prep	108	1965	Windham Tech
West Haven	95	1968	Hamden
New London	90	2005	Griswold
New Britain	89	2003	Maloney
New Britain	83	2002	Bulkeley
Bloomfield	83	1998	Windsor
Ansonia	80	1937	Shelton
New Britain	80	2004	Glastonbury
New Britain	80	2004	Manchester
Ansonia	79	1936	Naugatuck
Wilbur Cross	79	1972	Bridge. Central
Ansonia	79	1977	SH-Wtby.
New Britain	79	2002	Bristol Central



MOST POINTS IN ONE HALF

<u>School</u>	<u>Pts.</u>	<u>Yr.</u>	<u>Opp.</u>
Bloomfield	69	1999	Hall-W. Htfd.
New Britain	69	2003	Maloney
Ansonia	63	1988	Kennedy-Wtby
New Britain	63	2002	Platt
Southington	60	1999	Platt

MOST POINTS IN ONE QUARTER

<u>School</u>	<u>Pts.</u>	<u>Qrt.</u>	<u>Year</u>	<u>Opp</u>
New London	51	2	2005	Plainfield
West Haven	44	2	1968	Hamden

TEAM RECORDS -- DEFENSE

FEWEST POINTS ALLOWED IN A SEASON

School	Pts.	Avg.	Gms	Year
Plainville	0	0.0	7	1937
Canton	0	0.0	4	1942
Hillhouse	6	0.75	8	1931
West Haven	6	0.75	8	1935
Torrington	6	0.75	8	1939
East Haven	7	0.88	8	1951
Joel Barlow	8	0.89	9	1973
Joel Barlow	8	0.89	9	1974
Hartford Public	9	1.00	9	1906
Hillhouse	6	1.00	6	1927
Weaver-Hartford		1.20	6	1942
New Britain	12	1.33	9	1934
New Britain	12	1.33	9	1935
Notre Dame-W. Haven	12	1.33	9	1954
Plainville	12	1.33	9	1958

MOST SHUTOUTS IN A SEASON

School	Shutouts	Games	Year
Stamford	9	11	1913
Stamford	9	12	1914
St. Joseph-Trumbull	9	12	1980
Joel Barlow	8	9	1973
Brien McMahon	8	12	1994
Joel Barlow	8	9	1974
Plainville	8	9	1958
Bloomfield	8	11	1994
Fairfield Prep	8	12	1975
New Britain	7	9	1935
West Haven	7	8	1935
Plainville	7	7	1937
Torrington	7	8	1939
East Haven	7	8	1951
Southington	7	9	1972
West Haven	7	9	1940
Southington	7	11	1949
Southington	7	11	1984
Conard	7	10	1983

FEWEST TOTAL YARDS (AVG.) ALLOWED: SEASON

School	Avg. Yds	Gms.	Year
Joel Barlow-Redding	101.2	9	1974
Weaver-Hartford	113.9	8	1967
Joel Barlow	120.7	9	1973
Weaver	123.4	8	1969
New Canaan	135.3	10	1988

FEWEST YARDS (AVG.) ALLOW, RUSHING: SEASON

School	Avg. Yds	Gms.	Year
Bloomfield	9.5	12	1997
Weaver-Hartford	17.6	8	1969
New Britain	39.5	12	2003
Weaver	49.2	10	1972
Bloomfield	57.8	13	1996
Joel Barlow	60.8	9	1974
Bloomfield	61.9	11	1995
Hand-Madison	62.0	9	1973
Bloomfield	69.8	11	1994
New Canaan	73.1	10	1994
Joel Barlow	76.8	9	1973

TEAM RECORDS -- DEFENSE

MOST INTERCEPTIONS IN A SEASON

School	INTs	Games	Year
Trumbull	33	12	2005
New Canaan	30	10	1970
Sheehan-Wallingford	28	11	1974
Sheehan	26	10	1975
Woodland Regional	26	13	2005
Darien	26	12	1992
Bloomfield	26	11	1995
Brien McMahon-Norwalk	25	9	1972
Woodland Regional	25	12	2004
Hand-Madison	24	11	1981
Conard	24	11	1987
New Canaan	24	12	1986

MOST INTERCEPTIONS IN A GAME

School	INTs	Opponent	Year
Notre Dame-Fairfield	8	Stam. Catholic	1969
New London	7	Norwich	1968
Ansonia	7	Weston	1989
Farmington	7	Plainville	1998
Bloomfield	7	Plainville	1998
Brien McMahon	6		1974
Brien McMahon	6	Norwalk	1975
Gilbert-Winsted	6	Housatonic	1975
New Canaan	6	Ludlowe	1983
North Branford	6	Farmington	1973
Hillhouse	6	West Haven	1944

MOST FUMBLE RECOVERIES IN A SEASON

School	Rec	Games	Year
Bloomfield	34	12	1997
Bloomfield	27	11	1995
Bristol Eastern	26	11	1996
Bloomfield	25	13	1996
New Canaan	24	13	1996
Bloomfield	19	11	1994
Weaver-Hartford	18	11	1995
Weaver	18	13	1996
Glastonbury	17	10	1988

MOST FUMBLE RECOVERIES IN A GAME

School	Rec	Opponent	Year
Farmington	9	Avon	1974
Bloomfield	7	Glastonbury	1997
New Canaan	6	Rippowam	1981
Bristol Eastern	6	Bris. Central	1996



COACHING RECORDS

MOST COACHING WINS IN A CAREER

Coach	School(s)	Wins	Pct.	Years
x-Bill Mignault	Ledyard/Waterford	302		1959-63, 1966-2005
Jerry McDougall	Trumbull/Central Catholic	265	.674	1961-97
x-Ed McCarthy	St. Joseph-Trum./West Haven	259	.752	1971-2004
Al Pelligrinelli	Berlin/St. Paul	247	.687	1967-2003
Earl Lavery	Fairfield Prep	230	.801	1969-92
Craig Peters	Naugatuck	215	.738	1973-2000
Ted Knurek	Penney-East Hartford	210	.655	1944-1983
Jim Buonocore	New London	208	.682	1969-98
x-Lou Marinelli	New Canaan/Yrktwn/Mamaroneck NY	207	.702	1976, 1979-2005
Mike Ornato	Greenwich	205	.782	1972-96
Frank Robinson	Hall-West Hartford	201	.681	1947-87
Jack Hunt	Ansonia	193	.881	1987-2005
Bob McKee	Conard-West Hartford/Hall	191	.629	1949-83
x-Jude Kelly	St. Paul/Southington/E. Catholic	184	.645	1978-2005
Frank Crisafi	East Haven	181	.729	1948-78
x-Paul Stonheimer	Seymour	181	.653	1980-2005
Charles Jarvis	Ansonia	175	.686	1938-66
Mike Emery	Fitch-Groton/Montville	167	.742	1982-2002
Pete Kohut	Newtown/New Fairfield	163	.693	
Rob Szymaszek	Maloney-Meriden	160	.623	1976-2001
Phil Ottochian	Lyman Hall-Wallingford	157		1968-99
Ray Tellier	Notre Dame-WH/Wilbur Cross	155	.647	1950-76
John Janenda	Seymour/Notre Dame	153	.554	1948-66
Larry McHugh	Xavier-Middletown	152	.799	1963-83
Tom Dunn	Rockville	148	.554	1979-2004
x-Tom Ryan	Platt-Meriden	146		1980-2005
Len Corto	New Britain/South Catholic	144	.534	1974-2000
Pat Scelza	Windsor Locks	144	.427	1972-2005
Larry Ciotti	Hand-Madison	141	.768	1971-86
Walter Czekaj	Stratford/Norwalk	141	.643	1977-98
Steve Woods	Old Saybrook/Valley Regional	139	.545	1979-2004
John Skubel	Middletown/Woodrow Wilson/Maloney	139	.676	
Anthony Apisso	New Britain	138	.737	1957-76
Jack Cochran	New London/N. Britain/Bloomfield	137	.856	1992-2005
x-Steve Filippone	Hand	136	.752	1989-2005
Joe Fontana	Lewis/Southington	136	.757	1932-54
x-Rob Cerosimo	Conard	135	.615	1984-2005
Ralph McCarroll	South Windsor	131	.504	1971-97
Walt Sherwin	Montville	131	.516	1973-98
Bill McAllister	Ansonia	130	.780	1968-83
Rob Trifone	Brien McMahon	123	.661	1988-2004
Tom Marcucci	Notre Dame-WH	119	.686	1981-97
x-Bob Zito	Maloney/Weston/Stratford/Newtown	119	.689	1990-2005
Lou DeFillipo	Derby	116	.779	1968-92
Joe Anzalone	Stamford Catholic/Immaculate	114	.603	1965-83
Dom D'Angelo	Southington	113	.564	1967-87
Roland Morrison	Simsbury	112	.713	1958-76
Babe Allen	Bulkeley-Hartford	110	.526	1926-63
John Maher	Darien	110	.714	1945-65
x-Marco Petroccio	Staples	109	.736	1993-2005
Mike Sangster	Darien	105	.774	1987-98
Mike Guy	Housatonic	104	.384	1975-2003
Christy Hayes	St. Joseph-Trumbull	101	.653	1982-97

x-active coach

Other 100 win coaches

- Gene Blain, Killingly, 100 wins (.621), 1982-98
- x- Dennis O'Rourke, Haddam-Killingworth, 100 wins (.416), 1982-2005

COACHING RECORDS

HIGHEST CAREER WINNING PERCENTAGE

Minimum 40 games

Coach	School(s)	Pct.	W	L	T	Years	x-active coach
Joe Orsene	Southington	.918	50	4	1	1961-66	
Jack Hunt	Ansonia	.881	193	26	0	1987-2005	
x-John Acquavila	Hyde-New Haven	.862	69	11		1998-2005	
Jack Cochran	New London/NB/Bloom	.856	137	22	2	1992-2005	
x-Rich Abonizio	Greenwich	.854	91	15	1	1997-2005	
Earl Lavery	Fairfield Prep	.801	230	54	8	1968-92	
Larry McHugh	Xavier-Middletown	.799	152	36	6	1963-83	
Bob Lynch	New Canaan	.793	45	11	2	1970-75	
Mike Ornato	Greenwich	.782	205	55	6	1972-96	
Bill McAllister	Ansonia	.780	130	36	2	1968-83	
Lou DeFilippo	Derby	.779	116	30	8	1968-82	
Marshall Davis	New Britain	.777	35	8	5	1907-12	
Mike Sangster	Darien	.774	105	30	2	1987-98	
Larry Ciotti	Hand-Madison	.768	141	42	2	1971-86	
Chick Shea	New Britain	.760	70	14	8	1932-41	
Joe Fontana	Lewis/Southington	.757	136	39	14	1932-54	
x-Ed McCarthy	West Haven/St. Joseph	.754	268	82	10	1971-2005	
x-Steve Filippone	Hand-Madison	.752	138	43	5	1989-2005	
x-Rob Fleeting	Weaver-Hartford	.746	56	18	2	1999-2005	
Mike Emery	Fitch/Montville	.743	167	57	2	1982-2002	
Craig Peters	Naugatuck	.738	215	75	2	1973-2000	
x-Bob Maffei	Trumbull	.738	62	22	0	1998-2005	
Anthony Apisso	New Britain	.737	138	43	6	1957-76	
x-Marco Petroccio	Staples	.736	109	39	0	1993-2005	
Frank Crisafi	East Haven	.729	181	63	8	1948-78	
x-Chris Anderson	Woodland Regional	.729	35	13	0	2002-05	
Bill Loika	Hartford Public	.727	28	9	3	1947-51	
Bobby Gibson	Bloomfield	.719	32	12	1	2001-04	
John Maher	Darien	.714	110	41	10	1945-65	
Roland Morrison	Simsbury	.713	112	44	2	1958-76	
George Cassidy	New Britain	.713	61	23	3	1921-31	
Steve Kaplanis	Immaculate-Danbury	.705	61	24	3	1997-2004	
x-Lou Marinelli	N. Canaan/Yrktwn/Mamaroneck NY	.702	207	84	7	1976, 1979-2005	
x-John DeCaprio	Notre Dame-W.H.	.702	52	22	0	1999-2005	
Joe Humphrey	Putnam	.697	60	26	0	1992-2001	
Peter Kohut	Newtown/New Fairfield	.693	163	70	8		
Ed Finn	Shelton	.691	114	47	14		
x-Bob Zito	Newtown/Stratford/Weston/Maloney	.689	119	53	1	1990-2005	
Al Pelligrinelli	Berlin/St. Paul	.687	247	103	13	1967-2003	
Tom Marcucci	Notre Dame-WH	.686	119	53	5	1981-98	
Charles Jarvis	Ansonia	.686	175	77	12	1938-66	
Ken Kezer	New Britain	.686	48	20	2	1977-83	
Jim Buonocore	New London	.682	208	95	8	1969-98	
Frank Robinson	Hall-West Hartford	.681	201	92	8	1947-87	
John Skubel	Middletown/W. Wilson/Mal.	.676	137	63	6	19xx-95	
Jerry McDougall	Trumbull	.674	265	126	8	1961-97	
x-Keith Tautkus	Ellington	.673	35	17	0	2001-05	
Tom Taylor	Brookfield	.663	81	40	3	1987-98	
Rob Trifone	Brien McMahon-Norwalk	.661	123	61	2	1987-2004	
Ted Knurek	Penney-E. Hartford	.655	210	105	11	1944-83	
x-Paul Spoonheimer	Seymour	.653	181	96		1980-2005	
Christy Hayes	St. Joseph-Trumbull	.652	101	53	4	1982-87	
Dave Hodge	Weaver/Spts. Science	.651	42	22	1	1993-97, 99	

WASKOWITZ TROPHY

State championship team as voted on by state sportswriters.

- 1933: Chapman Tech-New London
- 1934: New Britain
- 1935: New Britain
- 1936: New Britain
- 1937: Stamford & Hillhouse
- 1938: New Britain
- 1939: Bridgeport Central
- 1940: New Britain
- 1941: Bulkeley School-New London
- 1942: New Britain
- 1943: Hillhouse-New Haven
- 1944: Bulkeley School-New London
- 1945: New Britain
- 1946: Greenwich
- 1947: Warren Harding-Bridgeport
- 1948: Norwalk
- 1949: Bridgeport Central
- 1950: Stamford
- 1951: Hartford Public
- 1952: Stamford
- 1953: Stamford
- 1954: Notre Dame-West Haven
- 1955: New Britain
- 1956: New Britain
- 1957: New Britain
- 1958: Stamford
- 1959: Stamford
- 1960: Fairfield Prep
- 1961: Roger Ludlowe-Fairfield
- 1962: Greenwich & Notre Dame-WH
- 1963: Wilbur Cross-New Haven
- 1964: Notre Dame-Fairfield

Discontinued after 1964 season

Multiple winners

New Britain 10, Stamford 6, Notre Dame-West Haven, Hillhouse, Bridgeport Central, Bulkeley High-New London, Greenwich 2

YALE CUP

Winner was determined by league competition.

- 1894 -- Bridgeport (6-1)
- 1895 -- Bridgeport (6-3-2)
- 1896 -- New Britain (12-0)
- 1897 -- Hillhouse (6-2)
- 1898 -- Hillhouse (9-3)
- 1899 -- Waterbury (6-1)
- 1900 -- Waterbury (5-1)
- 1901 -- Waterbury (6-0-1)

Top state high school football teams as recognized by newspaper reports and schools.

x-school recognizes squad as a state championship team
y-Yale Cup champion
t-Trinity Cup champion

- 1885**
- Hillhouse-N. Haven 1-2
- 1886**
- Hillhouse 5-2
- 1887**
- Hillhouse 2-3
- 1888**
- Hillhouse 4-1
- 1889**
- x-Hillhouse 3-3
- 1890**
- x-Hillhouse 4-3-2
- 1891**
- Hillhouse 4-3-2
- 1892**
- x-New Britain 7-1
- Hillhouse 5-4
- 1893**
- x-New Britain 7-2-1
- Hillhouse 4-3
- 1894**
- y-Bridgeport 6-1
- New Britain 4-2-3
- 1895**
- y-Bridgeport 6-3-2
- New Britain 5-3-1
- Hillhouse 3-3
- Hartford Public 5-4-2
- 1896**
- xy-New Britain 12-0
- 1897**
- New Britain 8-1
- xy-Hillhouse 6-2
- 1898**
- New Britain 8-1
- xy-Hillhouse 9-3
- 1899**
- y-Waterbury 6-1
- New Britain 4-1-2
- Hartford Public 3-2-1

TOP TEAMS

- | | |
|--|---|
| <ul style="list-style-type: none"> <li align="center">1900 y-Waterbury 5-1 New Britain 4-3 Hartford Public 5-2-1 Ansonia 3-0 <li align="center">1901 y-Waterbury 6-0-1 Hartford Public 8-0 New Britain 5-2 <li align="center">1902 xt-Hillhouse 9-1 Hartford Public 5-2-1 New Britain 2-1-4 <li align="center">1903 xt-New Britain 6-2 Hillhouse 2-2-2 Hartford Public 4-2-1 <li align="center">1904 xt-New Britain 5-2 Hillhouse 4-4-3 <li align="center">1905 xt-Hillhouse 6-1-2 New Britain 7-3-2 Hartford Public 4-2-1 <li align="center">1906 xt-Hillhouse 5-2-1 New Britain 4-3-1 Hartford Public 7-1-1 <li align="center">1907 x-New Britain 7-2-1 Hillhouse 8-1 <li align="center">1908 x-New Britain 6-0-1 Hillhouse 4-3-1 <li align="center">1909 x-New Britain 6-0-1 <li align="center">1910 x-New Britain 6-2-1 x-Stamford 9-1 <li align="center">1911 x-Stamford 8-2-1 x-New Britain 4-3 Hillhouse 5-3-2 <li align="center">1912 x-Stamford 10-0-1 x-New Britain 5-1-1 Hillhouse 6-4-2 <li align="center">1913 x-Stamford 11-0 x-Hillhouse 6-3 x-Naugatuck | <ul style="list-style-type: none"> <li align="center">1914 Stamford 10-1 <li align="center">1915 x-New Britain 7-1 Meriden 8-0 Stamford 7-0 <li align="center">1916 x-New Britain 5-0 <li align="center">1917 Hartford Public 6-0-2 New Britain 4-0-2 <li align="center">1918 Stamford 7-0 Bridgeport 5-1 New Britain 3-2 Hillhouse 3-2 <li align="center">1919 x-New Britain 6-0 Stamford 10-0 West Haven 8-1 <li align="center">1920 Stamford 11-0 Bridgeport 8-1 Hillhouse 5-3 <li align="center">1921 x-New Britain 8-0 Ansonia 8-0-2 Naugatuck 5-0-1 <li align="center">1922 Naugatuck 8-0 <li align="center">1923 x-Bridgeport Cntrl 8-0-1 New Britain 5-3 Hillhouse 5-3 <li align="center">1924 x-New Britain 7-1-1 Torrington 5-0-2 Commercial-N.H. 6-1 Hillhouse 5-3 <li align="center">1925 Hartford Public 6-0-1 Torrington 6-0-3 New Britain 5-2 Hillhouse 4-3 Commercial 4-2-1 <li align="center">1926 x-New Britain 8-0 x-Stamford 10-0 <li align="center">1927 Hillhouse 6-0-1 Hartford Public 6-0-1 Weaver 5-2 New Britain 4-3 |
|--|---|

Continued on page 36

TOP TEAMS

TRINITY CUP

Determined by league competition.

- 1902 -- Hillhouse (9-0)
- 1903 -- New Britain (6-2)
- 1904 -- New Britain (5-2)
- 1905 -- Hillhouse (6-1-2)
- 1906 -- Hillhouse (5-2-1)

EARLY DEBUTS

First year of known varsity competition up to 1932.

- 1885: Hillhouse-New Haven
- 1886: Hartford Public
- 1887: Bridgeport
- 1888: New Haven
- 1889: Ansonia High
- 1892: New Britain High
- 1893: Unionville High-Farmington
- 1894: Middletown, Meriden, Torrington High; Boardman MTS
- 1895: Gilbert School-Winsted
- 1897: South Manchester, Waterbury
- 1900: Naugatuck High
- 1902: Stamford High
- 1903: Enfield High
- 1904: Wallingford
- 1908: Ridgefield
- 1910: Crosby-Waterbury
- 1912: West Haven
- 1914: Danbury
- 1915: Bulkeley-New London
- 1916: Derby High
- 1918: Bristol High
- 1920: Commerical-New Haven
- 1921: South Norwalk
- 1923: Fairfield High, Lyman Hall-Wallingford, Windham High, Simsbury High; Lewis High-Southington
- 1924: Norwalk High, Manchester High, East Hartford High
- 1925: Wilby-Waterbury; Hall High-West Hartford
- 1926: Plainville High, Bulkeley High-Hartford
- 1927: Warren Harding-Bridgeport
- 1928: New Canaan
- 1929: Shelton High
- 1930: Branford High
- 1931: Roger Ludlowe-Fairfield
- 1932: Fitch-Groton

TOP TEAMS

- 1928**
- Naugatuck 10-0
- New Britain 6-1-1
- Hillhouse 5-1-1
- Torrington 6-2
- Branford 6-1-1
- 1929**
- x-Torrington 8-0
- West Haven 7-0-1
- x-Stamford 9-1
- New Britain 5-1-1
- New Canaan 4-3
- 1930**
- Crosby-Waterbury 8-0
- Branford 7-1-1
- New Canaan 6-1-1
- Hillhouse 4-2-1
- New Britain 5-3
- 1931**
- x-Bristol 8-0
- x-Hillhouse 8-0
- Branford 7-0-1
- New Britain 5-3
- Ludlowe 5-1-2
- Weaver 5-2-1
- 1932**
- x-Hillhouse 8-0
- Naugatuck 9-0
- Bristol x-2
- West Haven 5-2-1
- Stamford x-1
- 1933**
- w-Chapman Tech-New London 8-0
- New Britain 5-2-1
- New Canaan 5-2-1
- Hillhouse 4-3-1
- Lewis-Southington 5-2-2
- Plainville 4-2-1
- 1934**
- xw-New Britain 9-0
- Lewis-Southington 7-2-1
- Hillhouse 5-2
- 1935**
- xw-New Britain 8-0-1
- Middletown 8-1
- Hillhouse 7-1
- Meriden 7-1
- Greenwich 7-1
- West Haven 6-1-1
- NFA 6-1-1
- Bulkeley-Hartford 5-2
- Stamford 5-2
- New Canaan 5-3
- 1936**
- xw-New Britain 8-1-1
- Ansonia 8-0
- Lewis-Southington 7-3
- Hillhouse 5-2-1
- 1937**
- w-Hillhouse 8-0-1
- xw-Stamford 9-0
- Middletown 9-0
- Plainville 7-0
- Weaver 7-1
- Ansonia 7-1-1
- Lewis-Southington 8-1
- Derby 6-0-2
- 1938**
- xw-New Britain 9-1
- Weaver 6-0
- New Canaan 5-2
- Lewis-Southington 6-1-2
- Plainville 5-2
- Canton 6-1
- 1939**
- w-Bridgeport Ctrl 7-0-1
- NFA 8-1-2
- New Britain 7-1-2
- Lewis-Southington 7-1-1
- Torrington 6-1
- Weaver 5-2
- West Haven x-1
- Hillhouse 6-2-1
- 1940**
- xw-New Britain 8-0-1
- West Haven 7-1-1
- Weaver 4-1-2
- Hillhouse 6-2-1
- 1941**
- w-Bulkeley-New London 8-0-1
- Lewis-Southington 8-0-1
- Weaver 5-0-1
- New Britain 8-2
- 1942**
- xw-New Britain 10-1-1
- Stonington 10-1
- Harding-Bridgeport 8-1-1
- Bulkeley-N. London 6-1
- Weaver 5-1
- Ansonia 8-1
- West Haven 4-2-1
- Lewis-Southington 6-0
- New Canaan 4-2
- Wilson-Middletown 6-1
- Stratford 6-0-1
- Bristol 7-2
- 1943**
- Ansonia 9-0
- w-Hillhouse 7-0
- Manchester 5-0-1
- Weaver 5-1
- New Britain 5-4
- New Canaan 4-1-2
- Plainville 6-2-1
- 1944**
- w-Bulkeley-N. Londn 9-0
- Ansonia 8-0-1
- Hillhouse 7-1
- Lewis-Southington 7-1
- New Britain 6-4
- 1945**
- xw-New Britain 8-1
- x-NFA
- Weaver 6-0
- Lewis-Southington 7-1-1
- New Canaan 4-1-2
- Hillhouse 6-2
- Commercial-NH 6-2
- Plainville 7-0-1
- Canton 6-0
- 1946**
- w-Greenwich 9-0
- New Britain 7-2
- Stamford 7-3
- Hillhouse 5-3-1
- Lewis-Southington 6-1-1
- Plainville 8-0
- 1947**
- w-Warren Harding-Bridgeport 11-0
- West Haven 8-1
- New Britain 6-3
- Hillhouse 7-3
- Plainville 6-2-1
- Berlin 7-0
- 1948**
- w-Norwalk 7-0-1
- x-Wilson-Middletown 8-0
- Torrington 8-0
- Enfield 7-0
- Berlin 7-0
- Shelton 8-1-1
- Hillhouse 8-2
- Ansonia 8-2

w-Waskowitz Trophy champion

x-school recognizes team as state champion

Continued on page 37

TOP TEAMS

TOP TEAMS

Stonington 8-2
 West Haven 7-1
1949
 w-Bridgeport Central 8-1
 x-Lewis-Southingtn 11-0
 Windham 9-0
 Hamden 8-1-1
 New Britain 7-2-1
 Weaver 5-3
 Hillhouse 5-2-2
 Farmington 6-0-2
 x-Stamford 7-1-2
 Danbury 6-2-1
 Wilson-Middletown 8-1
 Killingly 7-0-1
 Torrington 6-2
 East Haven 6-1-3

1950: AP poll

1951
 1. w-Hartford Public 7-1
 2. Hillhouse 7-2
 3. Weaver 7-1
 Middletown 7-1
 Danbury 8-1
 Ansonia
 7. Manchester
 8. Harding-Bridgeprt 8-2
 Bulkeley 5-3
 Southington 5-1

AP poll: 1952-54

1955
 xw-New Britain 9-1
 Crosby
 Naugatuck 6-1
 Middletown 7-1
 Hamden 5-2-1
 Hillhouse 6-2
 Branford 7-2
 Shelton 7-1-1
 Berlin 6-0-1

1956
 xw-New Britain 8-1
 East Haven 6-2
 Notre Dame-WH 7-2
 Ansonia 7-2
 Hillhouse 6-3
 Middletown 6-3
 Naugatuck 7-0-1
 Shelton 9-0

1957
 xw-New Britain 6-1-1
 Stamford 6-1-2
 Darien 6-0
 Southington 7-0
 New London 6-2
 Cheshire 6-0-1
 Conard 5-0-1
 Danbury 8-1
 East Hartford 6-1
 Putnam 7-0-1

1958
 w-Stamford 9-0
 New Britain 7-3
 Branford 9-0
 Conard 6-2
 Darien 6-1
 East Haven 9-1
 Fairfield Prep 6-1-2
 Hartford Public 7-1
 Plainville 8-1
 Hall-West Hartford 7-1
 Southington 7-2

1959
 w-Stamford 9-0
 New Britain 8-1
 Croft-Waterbury 8-0-1
 Maloney-Meriden 9-0
 Warde-Fairfield 9-0
 Branford 8-1
 Bulkeley-Hartford 7-1
 Conard-W. Hartford 7-1
 Danbury 9-0
 East Haven 7-1-1

1960
 w-Fairfield Prep 10-0
 New Britain 9-1
 New Canaan 8-1
 Hillhouse 8-1
 Naugatuck 7-1-1
 Berlin 6-1
 Shelton 7-1-1
 Hall-W. Hartford 7-1-1
 Stonington 7-1-1
 Farmington 6-1-1

**x-school recognizes
 team as
 state champion**

LEAGUE CHAMPIONSHIP GAMES

NAUGATUCK VALLEY LEAGUE

2005: Woodland 21, H Cross 14 OT
 2004: Woodland 27, Seymour 22
 2003: Ansonia 49, Naugatuck 0

1994: Ansonia 28, Naugy 21, OT
 1993: Naugatuck 22, Ansonia 0
 1992: Ansonia 28, Holy Cross 7
 1991: Holy Cross 6, Ansonia 0
 1990: Ansonia 20, Naugatuck 14
 1989: Ansonia 14, Naugatuck 7
 1988: Naugy 28, Sacred Hrt 21, OT
 1987: Torrington 19, Ansonia 18

FCIAC CHAMPIONSHIP

2005: Trumbull 14, Staples 0
 2004: Greenwich 43, Bridgeport Central 27
 2003: Staples 35, Danbury 0
 2002: Greenwich 24, N. Cannan 14
 2001: Greenwich 40, Danbury 6
 2000: N. Canaan 21, Greenwich 20
 1999: New Canaan 14, Greenwich 9
 1998: Darien 28, Norwalk 13
 1997: Staples 21, Darien 18
 1996: Greenwich 28, Danbury 0
 1995: McMahon 17, Wilton 9
 1994: McMahon 15, Wilton 14
 1993: New Canaan 26, Danbury 0
 1992: Darien 13, Greenwich 6
 1991: Greenwich 21, New Canaan 7
 1990: Danbury 28, Darien 13
 1989: Trumbull 24, Greenwich 6
 SF: Trumbull 21, Danbury 7
 SF: Greenwich 31, Darien 6
 1988: Wilton 19, Greenwich 7
 1987: Greenwich 42, Darien 7
 1986: Trumbull 24, N. Canaan 0
 SF: N. Canaan 19, Greenwich 6
 SF: Trumbull 24, McMahon 8
 1985: McMahon 22, Wilton 8
 1984: Stam. Catholic 20, Wilton 18
 1983: Greenwich 21, Ridgefield 13
 1982: Greenwich 9, Trumbull 7
 1981: Greenwich 7, Trumbull 6
 1980: Trumbull 13, Rippowam 6
 1979: Darien 17, Greenwich 0
 1978: McMahon 12, Wilton 7
 1977: Trumbull 9, Stam. Cath 6
 1976: Danbury 10, Trumbull 6
 1975: Staples 21, McMahon 7
 1974: Greenwich 23, Staples 14
 1973: Danbury 20, New Canaan 12
 1972: N. Canaan 16, Greenwich 8
 1971: Stamford 20, New Canaan 13
 1970: Stamford 47, New Canaan 14
 1969: New Canaan 24, Stamford 12
 1968: St. Canaan 18, Danbury 6
 1967: Staples 8, Stamford Cath. 0
 1966: Stamfd Cath 32, Rippowam 6

SWC CHAMPIONSHIP

2005: Brookfield 28, ND-Fairfield 14
 2004: Pomperaug 17, Brookfield 0
 2003: Masuk 40, Immaculate 7
 2002: Pomp. 17, Immaculate 13
 2001: Foran 7, New Milford 6
 2000: Masuk 14, Bunnell 7
 1999: Masuk 24, Immaculate 10
 1998: Masuk 21, Stratford 0
 1997: Newtown 52, Stratford 14
 1996: Newtown 28, Masuk 0

WESTERN CONN. CONFERENCE

1995: Brookfield 33, Masuk 6
 1994: Brookfield 32, Newtown 0
 1993: Brookfield 35, Bethel 6
 1992: Newtown 13, New Fairfield 8
 1991: Newtown 32, Immaculate 2
 1990: N. Fairfield 20, Weston 0
 1989: Bethel 6, Weston 0
 1988: Bethel 21, Immaculate 19
 1987: Bethel 35, Joel Barlow 13
 1986: Immaculate 14, Masuk 0
 1985: Immaculate 21, Bethel 6
 1984: Bethel 16, Immaculate 10
 1983: Bethel 14, New Fairfield 6
 1982: Masuk 29, N. Fairfield 28, OT
 1981: Newtown 32, New Fairfield 6
 1980: Newtown 21, Immaculate 0

METROPOLITAN BRIDGEPORT CONF.

1982: St. Joseph-Trumbull 13, Fairfield Prep 0
 1981: St. Joseph 7, Fair. Prep 6
 1980: Fair Prep 7, St. Joseph 0
 1979: Fair. Prep 13, St. Joseph 12
 1978: St. Joseph 24, Fair. Prep 17
 1977: Fair. Prep 21, St. Joseph 0
 1976: Harding 27, Fair. Prep 7
 1975: Fair Prep 21, Harding 0
 1974: Stratford 7, Harding 6
 1973: Fair Prep 21, Harding 6

TOP TEAMS

RECENT LEAGUE CHAMPIONS

Yr.	<u>CCC East</u>	<u>CCC South</u>	<u>CCC West</u>	<u>CCC North</u>
05	Hartford Public	Newington	Hall/Con/Weav	Southington
04	Hartford Public	Platt	Weav/Windsor	New Britain
03	Manchester	New Britain	Weaver	
02	EOS/Hftd./S. Wins	New Britain	Bloomfield	
01	South Windsor	NBrit/BC/South	Bloomfield	
00	Rockville/E. Hftd	Southington	Bloomfield	
99	East Hartford	Southington	Bloomfield	
Yr.	<u>Nutmeg</u>	<u>Pequot Sassacus</u>	<u>Pequot Uncas</u>	
05	NW Catholic	Hyde	Coventry-WT	
04	Berlin/E.Cath-CT	Hyde	Windsor Locks	
03	E. Cath-Cheney	Cromwell	Windsor Locks	
02	Berlin	Hyde	Ellington	
01	Berlin	North Branford	Toll/Ell/Gilbert	
00	Berlin	Hyde	Tolland	
99	Farmington	Plainfield	Tolland	
Yr.	<u>SCC Div. I East</u>	<u>SCC Div. I West</u>	<u>SCC Div. II East</u>	<u>SCC Div. II West</u>
05	West Haven	Xavier	Derby/Sheehan	Hillhouse
04	Hand	Xavier	Foran	Branford
	<u>SCC Housy</u>	<u>SCC Quinnipiac</u>	<u>SCC Hammonasset</u>	
03	Shelton	West Haven	Hand	
02	Amity/Shelton	West Haven	Hand	
01	Shelton	West Haven	North Haven	
00	Shelton	ND-WH/Xavier	Hand	
Yr.	<u>ECC Large</u>	<u>ECC Med. Upper</u>	<u>ECC Med. Low</u>	<u>ECC Small</u>
05	Fitch	Windham	New London	St. Bernard-NT
04	East Lyme	Windham	NL/Stonington	Bacon Acad.
03	Ledyard	Waterford	Plainfield	Bacon Acad.
02	NFA	Stonington (Medium)		Griswold
01	Fitch	Stonington (Medium)		Griswold
00	Fitch			Waterford
99	Fitch			Montville
Yr.	<u>NVL</u>	<u>FCIAC</u>	<u>FCIAC East</u>	<u>FCIAC West</u>
05	Woodland Reg.	Trumbull		
04	Woodland Reg.			
03	Ansonia		Greenwich*	Bridgeport Central
02	Ansonia		Staples*	Danbury
01	Naugatuck		Greenwich*	New Canaan
00	Seymour		Greenwich*	Danbury
99	Ansonia		Greenwich	New Canaan*
			New Canaan*	Greenwich
			*Won FCIAC title game	
Yr.	<u>SWC Colonial</u>	<u>SWC Patriot</u>	<u>Freedom</u>	
05	ND-Fairfield	Brookfield**	Sports Medicine Science Acad	
04	Pomperaug**	Brookfield		
03	Masuk**	Immaculate		
02	Pomperaug**	Immaculate		
01	Foran**/Pomperaug	New Milford		
00	Masuk**/Newtown/Bunnell	Immaculate		
99	Masuk**	Immaculate		

**Won
SWC
title game

THANKSGIVING

LONGEST RIVALRIES

■ **144 games: Stonington vs. Westerly, R.I.** Stonington leads series, 66-63-17. (SHS credited with two forfeit victories).

■ **144 games: NFA vs. New London.** Series record unavailable

Both recognized as national record

■ **107 games: Ansonia vs. Naugatuck.** Ansonia leads 62-34-11.

■ **84 games: Bridgeport Central vs. Harding-Bridgeport.** Harding leads series, 50-30-4.

■ **82 games: Hartford Public vs. Weaver.** Hartford leads series, 41-37-4



STATE POLLS SPORTWRITERS

1950 ASSOCIATED PRESS

School	Rec.	Div.
1. Stamford*	9-0	
2. Bulkeley-Hartford	8-0	
3. Danbury	7-0-2	
4. Bridgeport Central	5-1-2	
5. Shelton	9-0	
6. Wilson-Middletown	6-1	
7. Hillhouse	6-3	
8. New Britain	6-3	
9. Hamden	8-2	
10. Harding-Bridgeport	5-3-1	

1952 ASSOCIATED PRESS

School	Rec.	Div.
1. Stamford*	7-1-1	
2. Wilbur Cross-NH	8-1-1	
3. Danbury	7-0-2	
4. Hartford Public	5-2-1	
5. New London	6-2	
6. East Haven	9-0	
7. Weaver-Htfd.	6-2	
8. Killingly	9-0	
9. Hillhouse	5-2-2	
10. Wilby-Waterbury	5-1-2	
10. Staples	6-0-1	

1953 ASSOCIATED PRESS

School	Rec.	Div.
1. Stamford*	8-1	
2. Wilbur Cross-NH	7-0-1	
3. Greenwich	6-0	
4. Killingly	8-0	
5. Manchester	7-1	
6. Ansonia	7-2	
7. Gilbert-Winsted	6-0	
8. Hartford Public	5-3	
9. Seymour	7-1	
10. Milford High	7-1-1	

Also: Fairfield Prep finished 8-0

1954 ASSOCIATED PRESS

School	Rec.	Div.
1. Notre Dame-WH*	9-0	
2. Southington	8-0	
3. Danbury	8-0	
4. Naugatuck	8-0-1	
5. Ludlowe-Fairfield	8-1	
6. Ansonia	7-2	
7. Greenwich	6-1	
8. Stamford	7-2	
9. Shelton	7-1	
10. Weaver-Hartford	6-2	

1961 NEW HAVEN REGISTER

School	Rec.	Div.
1. Ludlowe-Fairfield*	9-0	
2. Notre Dame-Fair.	8-0-1	
3. Harding-Bridgeport	7-1-1	
4. NFA	7-1-1	
5. Maloney-Meriden	7-2	
6. Shelton	8-2	
7. Notre Dame-WH	7-2	
8. Fitch-Groton	7-2	
9. Ansonia	8-1-1	
10. Southington	8-1	
10. East Haven	8-1	

1962 NEW HAVEN REGISTER

School	Rec.	Div.
1. Notre Dame-WH*	8-0	
2. Greenwich*	8-0	
3. Wethersfield	8-0	
4. East Hartford	7-0-1	
5. Naugatuck	9-1	
6. Jonathan Law-Mil.	7-1-1	
7. Conard-W. Htfd.	8-1	
8. Stamford Catholic	8-1	
9. Notre Dame-Fair.	7-2-1	
10. Amity-Woodbridge	7-0-2	

1963 NEW HAVEN REGISTER

School	Rec.	Div.
1. Wilbur Cross-NH*	9-0	
2. Darien	8-0-1	
3. Harding-Bridgeport	10-0	
4. New Britain	7-1-1	
5. Staples-Westport	8-1	
6. Notre Dame-Fairfield	7-1-1	
7. Stamford	8-1-1	
8. Norwich Free Acad.	7-2	
9. Weaver-Hartford	6-1-2	
10. Rippowam-Stamfd	5-2-1	

1964 NEW HAVEN REGISTER

School	Rec.	Div.
1. New Britain	7-0-1	
2. Notre Dame-Fair.*	9-1	
3. Bunnell-Stratford	8-1	
4. Darien	7-1-1	
5. Staples-Westport	7-2	
6. Stamford	8-1-1	
7. Southington	9-0	
8. Stamford Catholic	8-2	
9. New London	7-2	
10. Pulaski-New Britain	7-1-1	

1965 NEW HAVEN REGISTER

School	Rec.	Div.
1. Rippowam-Stamford	9-0	
2. Notre Dame-WH	8-1	
3. Southington	9-0	
4. Ansonia	9-0	
5. Stamford Catholic	8-0-1	
6. New Britain	8-1	
7. Ludlowe-Fairfield	8-2	
8. Fairfield Prep	8-2	
9. Pulaski-New Britain	8-2	
10. East Hartford	7-2	

1966 NEW HAVEN REGISTER

School	Rec.	Div.
1. Stamford Catholic	11-0	
2. Weaver-Hartford	7-0-1	
3. New Britain	8-1	
4. Pulaski-New Britain	9-1	
5. Rippowam-Stamford	9-1	
6. Notre Dame-WH	7-1-1	
7. Hall-W. Hartford	8-1	
8. Ludlowe-Fairfield	8-2	
9. Middletown	8-0	
10. Fairfield Prep	7-3-1	

1967 NEW HAVEN REGISTER

School	Rec.	Div.
1. Weaver-Hartford	8-0	
2. Notre Dame-WH	9-1	
3. Fairfield Prep	10-0	
4. Stamford Catholic	10-1	
5. New Britain	7-1	
6. Pulaski-New Britain	9-1	
7. Derby	8-0-1	
8. Staples-Westport	8-2	
9. New London	7-2	
10. Seymour	7-2	

1968 NEW HAVEN REGISTER

School	Rec.	Div.
1. West Haven	9-0	
2. New London	9-0	
3. New Canaan	10-0	
4. Fairfield Prep	9-1	
5. Notre Dame-WH	8-1	
6. Windham High	10-0	
7. Derby	9-0	
8. Xavier-Middletown	8-1	
9. Naugatuck	9-1	
10. Jonathan Law-Mil.	8-2	

***Waskowitz Trophy champion**

STATE POLLS SPORTWRITERS

1969 NEW HAVEN REGISTER

School	Rec.	Div.
1. Derby	10-0	
2. New Canaan	10-0	
3. Fairfield Prep	10-0	
4. Seymour	9-1	
5. Hartford Weaver	7-1	
6. Xavier-Middletown	8-0-1	
7. Ludlowe-Fairfield	9-1	
8. Law-Milford	9-1	
9. Hall-West Hartford	9-0	
10. Rockville	9-1	

1973 NEW HAVEN REGISTER

School	Rec.	Div.
1. Derby	10-0	
2. Danbury	9-0-1	
3. Fairfield Prep	11-0	
4. Xavier-Middletown	9-1	
5. West Haven	7-1-1	
6. Waterford	9-0	
7. Ansonia	7-3	
8. Greenwich	7-1-1	
9. Stratford	9-1	
10. Simsbury	8-1	

1977 NEW HAVEN REGISTER

School	Rec.	Div.
1. Trumbull	11-0	LL
2. Ansonia	11-0	S
3. Fairfield Prep	11-0	L
4. Hamden	10-1	
5. Hand-Madison	11-0	M
6. Stamford Catholic	8-2-1	
7. Xavier-Middletown	10-1	
8. (tie) Naugatuck	9-1	
8. (tie) Berlin	9-2	
10. Greenwich	7-1-1	

1970 NEW HAVEN REGISTER

School	Rec.	Div.
1. Stamford	10-1	
2. Notre Dame, W.H.	9-0-1	
3. Fairfield Prep	10-0	
4. New Canaan	9-1	
5. New London	9-1	
6. Hartford Public	7-1	
7. North Haven	8-1	
8. McMahan-Norwalk	8-1	
9. Milford	9-1	
10. New Britain	8-2	

1974 NEW HAVEN REGISTER

School	Rec.	Div.
1. Xavier-Middletown	10-0	
2. Greenwich	11-0	
3. McMahan-Norwalk	9-1	
4. Lyman Hall-Willingfrd	10-1	
5. Waterford	9-1	
6. New Britain	9-2	
7. Hamden	8-1-2	
8. Bristol Central	9-1	
9. Stratford	9-0-1	
10. Derby	9-2	

1978 NEW HAVEN REGISTER

School	Rec.	Div.
1. Amity-Woodbridge	10-0-1	LL
2. Ansonia*	10-1	S
3. St. Bernard-Montville	10-1	M
4. Stamford Catholic	8-2-1	S
5. Wilton	9-1-1	L
6. (tie) Hamden	9-1	
6. (tie) St. Joseph-Trum.	11-1	
8. McMahan-Norwalk	7-2-1	
9. East Lyme	9-2	
10. Maloney-Meriden	9-1	

*Ansonia petitioned to compete in LL

1971 NEW HAVEN REGISTER

School	Rec.	Div.
1. Stamford	11-0	
2. Xavier-Middletown	9-0	
3. Hartford Public	8-1	
4. Simsbury	8-0-1	
5. New Canaan	9-1	
6. Seymour	8-1	
7. Hartford Weaver	9-1	
8. Law-Milford	9-1	
9. Naugatuck	9-1	
10. Danbury	9-1	

1975 NEW HAVEN REGISTER

School	Rec.	Div.
1. Staples-Westport	11-0	
2. Hall-West Hartford	10-0	
3. Fairfield Prep	11-0-1	
4. Derby	9-0-2	
5. West Haven	8-1-1	
6. Waterford	8-1	
7. Holy Cross-Wtby	9-1-1	
8. McMahan-Norwalk	8-2-1	
9. Hamden	8-2-1	
10. (tie) Trumbull	9-2	
10. (tie) Fitch-Groton	7-2	

1979 NEW HAVEN REGISTER

School	Rec.	Div.
1. Newington	11-0	
2. Darien	11-0	
3. Ansonia	11-0	
4. Fitch of Groton	9-1	
5. North Branford	11-0	
6. Fairfield Prep	10-1	
7. Notre Dame-W.H.	9-1	
8. Seymour	9-2	
9. Conard-W. Hartford	8-1	
10. Bristol Central	9-2	

1972 NEW HAVEN REGISTER

School	Rec.	Div.
1. West Haven	10-0	
2. Xavier-Middletown	10-0	
3. Naugatuck	10-0	
4. Derby	10-0	
5. Stratford	10-0	
6. Southington	9-0	
7. Conard-W. Hartford	9-0	
8. New Cannan	8-1-1	
9. New London	8-1	
10. North Haven	9-1	

1976 NEW HAVEN REGISTER

School	Rec.	Div.
1. Fitch-Groton	11-0	
2. Ansonia	11-0	
3. East Hartford	11-0	
4. Hand-Madison	11-0	
5. New Britain	9-1	
6. West Haven	9-1	
7. Harding-Bridgeport	9-1	
8. St. Paul-Bristol	10-1	
9. Trumbull	8-2	
10. Danbury	8-1-1	

1980 NEW HAVEN REGISTER

School	Rec.	Div.
1. Trumbull	11-0	
2. Newington	11-1	
3. Rippowam-Stamford	11-1	
4. St. Joseph-Trumbull	11-1	
5. Ansonia	11-1	
6. Fairfield Prep	11-1	
7. Seymour	10-2	
8. Hand of Madison	10-2	
9. North Branford	9-1	
10. New Britain	8-2-1	

*1st year of CIAC football playoffs

STATE POLLS SPORTWRITERS

1981 NEW HAVEN REGISTER

School	Rec.	Div.
1. Naugatuck	11-0	
2. Greenwich	10-1	
3. New Britain	10-0	
4. Ansonia	10-1	
5. Xavier -Middletown	10-1	
6. Killingly	10-1	
7. St. Joseph-Trumbull	10-1	
8. Trumbull	9-2	
9. Newtown	10-1	
10. Hand of Madison	9-2	

1985 NEW HAVEN REGISTER

School	Rec.	Div.
1. Hillhouse	12-0	MM
2. Lyman Hall	11-1	M
3. Wilton	11-1-1	L
4. Middletown	11-1	M
5. Trumbull	7-2-2	LL
6. Glastonbury	11-1	LL
7. Derby	10-2	S
8. Newington	9-1-1	L
9. Ansonia	9-2	S
10. Sheehan	10-2	SS

1989 NEW HAVEN REGISTER

School	Rec.	Div.
1. Ansonia	11-0	S
2. New London	11-0	SS
3. St. Joseph	10-1	M
4. West Haven	10-1	L
5. Trumbull	10-1	LL
6. Hand	10-1	MM
7. Glastonbury	10-1	LL
8. Stratford	9-2	SS
9. Cheshire	10-1	LL
10. Fairfield Prep	8-2	LL

1982 NEW HAVEN REGISTER

School	Rec.	Div.
1. St. Joseph-Trumbull	11-0	
2. Hand-Madison	11-0	
3. Ansonia	10-1	
4. Fairfield Prep	10-2	
5. Bloomfield	9-0-2	
6. New Canaan	8-2-1	
7. Greenwich	9-2	
8. Naugatuck	9-2	
9. Newington	7-1-1	
10. Penney-E. Hartford	8-2-1	

1986 NEW HAVEN REGISTER

School	Rec.	Div.
1. Trumbull	13-0	LL
2. West Haven	10-0-1	L
3. Notre Dame-WH	10-1-1	LL
4. Watertown	11-1	SS
5. East Catholic	10-1-1	MM
6. Immaculate	12-0	S
7. Hall	11-1	L
8. Ledyard	10-2	M
9. Derby	10-2	S
10. Stratford	11-1	M

1990 NEW HAVEN REGISTER

School	Rec.	Div.
1. Derby	11-0	S
2. St. Joseph	10-1	M
3. Greenwich	9-1-1	LL
4. West Haven	7-1	L
5. Danbury	9-1-2	LL
6. Ansonia	9-1	S
7. Rockville	10-1	L
8. Naugatuck	9-1	L
9. Norwalk	7-2-1	LL
10. Morgan	10-1	SS

1983 NEW HAVEN REGISTER

School	Rec.	Div.
1. Ansonia	11-0	S
2. St. Joseph	11-0	SS
3. Greenwich	12-0	LL
4. New London	11-0	M
5. East Catholic	10-1	MM
6. Hand	10-1	MM
7. Ridgefield	8-2-1	L
8. Notre Dame-W.H.	9-2	LL
9. Stamford Catholic	9-2	S
10. Hamden	9-1	LL

1987 NEW HAVEN REGISTER

School	Rec.	Div.
1. East Catholic	11-0	M
2. Ansonia	11-1	S
3. Middletown	10-1	MM
4. West Haven	9-2	L
5. East Hartford	10-1	LL
6. Derby	9-1	S
7. Greenwich	9-1-1	LL
8. New London	10-1	S
9. Morgan	11-0	SS
10. Conard	10-1	L

1991 NEW HAVEN REGISTER

School	Rec.	Div.
1. New London	12-0	S
2. Notre Dame-W.H.	11-0-1	L
3. Greenwich	12-1	LL
4. Darien	10-2	M
5. Ledyard	10-1	MM
6. Ansonia	11-2	S
7, tie. Berlin	11-1	M
7, tie. Newtown	12-1	MM
9. Stonington	9-2	SS
10. Shelton	9-2	L

1984 NEW HAVEN REGISTER

School	Rec.	Div.
1. Middletown	11-0	M
2. Ansonia	10-1	S
3. Glastonbury	11-0	LL
4. Hand	10-1	MM
5. St. Joseph	10-1	SS
6. Shelton	10-1	LL
7. Southington	10-1	LL
8. Wilbur Cross	9-1	L
9. Ledyard	10-1	M
10. Wilton	9-3	MM

1988 NEW HAVEN REGISTER

School	Rec.	Div.
1. Stratford	10-1	SS
2. Fairfield Prep	9-1-1	LL
3. Middletown	7-3*	MM
4. Shelton	10-1	L
5. Ansonia	9-2	S
6. Bristol Eastern	10-1	MM
7. New London	10-1	S
8. St. Joseph	8-1-2	M
9. Greenwich	10-2	LL
10. New Canaan	8-2	MM

1992 NEW HAVEN REGISTER

School	Rec.	Div.
1. Darien	11-0-1	SS
2. Cheshire	11-0	L
3. Notre Dame-W.H.	10-1	L
4. New Britain	10-1	LL
5. Newtown	12-0	MM
6. Middletown	10-1	M
7. New London	10-1	S
8. Stratford	10-1	SS
9. Ansonia	11-1	S
10. Berlin	9-2	M

* Middletown forfeited victories over Hillhouse and Watertown.

STATE POLLS SPORTWRITERS

1993 NEW HAVEN REGISTER

School	Rec.	Div.
1. Cheshire	11-0	L
2. Ledyard	11-0	MM
3. New Canaan	11-1	M
4. Seymour	10-1	SS
5. Naugatuck	10-1	LL
6. Trinity Catholic	10-1	S
7. Simsbury	9-2	L
8. Hand	9-1-1	M
9. Ansonia	9-1	S
10. Danbury	9-2	LL

1997 NEW HAVEN REGISTER

School	Rec.	Div.
1. Hand	13-0	L
2. Bloomfield	12-0	S
3. Cheshire	11-2	LL
3. Weaver	12-1	M
5. Staples	12-2	L
6. Trumbull	11-2	LL
7. Darien	11-3	S
8. Fitch	10-1	L
9. West Haven	9-2-1	LL
10. Ansonia	11-1	S

2001 NEW HAVEN REGISTER

School	Rec.	Div.
1. New Britain	11-1	LL
2. Notre Dame-WH	11-1	L
3. Greenwich	10-1	LL
4. Bloomfield	9-1-1	S
4. Bristol Central	9-1	LL
6. West Haven	9-1-1	LL
7. Fitch*	10-1	L
8. Southington	9-1	LL
9. New Canaan	8-3-1	M
10. Shelton	9-1	LL

*Includes forfeit from unplayed game against Plainfield

1994 NEW HAVEN REGISTER

School	Rec.	Div.
1. Cheshire	11-0	L
2. Ansonia	11-0	SS
3. Fitch	10-0	L
4. McMahon	12-0	MM
5. Naugatuck	9-1	L
6. Foran	10-1	M
7. Hartford Public	9-1-1	LL
8. Hand	9-1-1	M
9. Simsbury	10-1	L
10. Crosby	9-1	L

1998 NEW HAVEN REGISTER

School	Rec.	Div.
1. Bloomfield	12-0	S
t2. Southington	11-1	LL
t2. Seymour	11-1	M
4. Darien	12-1	M
5. Masuk	11-2	L
6. Fitch	10-1	L
7. Cheshire	8-2	LL
8. NFA	10-2	LL
9. Hamden	9-2	LL
10. Norwalk	9-3	LL

2002 NEW HAVEN REGISTER

School	Rec.	Div.
1. West Haven (15)	12-0	LL
2. Greenwich	12-1-1	LL
3. New Canaan	12-1-1	M
4. Staples	12-1	MM
5. Ansonia	13-0	S
6. New Britain	9-1	LL
7. Norwich Free Acad.	11-1	LL
8. Fairfield Prep	10-1	LL
9. Ridgefield	11-2	L
10. Hillhouse	11-2	SS

1995 NEW HAVEN REGISTER

School	Rec.	Div.
1. Cheshire	12-0	L
2. Ansonia	12-0	S
3. Shelton	10-2	LL
4. Brookfield	13-0	M
5. Trumbull	10-2	LL
6. Bloomfield	10-1-1	S
7. Rockville	11-1	L
8. Wilton	10-3	M
9. Berlin	10-1	M
10. New Britain	9-2	LL

1999 NEW HAVEN REGISTER

School	Rec.	Div.
1. Bloomfield	11-0	S
2. Fitch	12-0	L
3. Greenwich	12-1	LL
4. Weaver	10-2	M
5. Southington	10-2	LL
6. Cheshire	8-1-1	
7. New Britain	9-1	
8. Fairfield Prep	10-1	
9. Masuk	11-1	
10. Ansonia	11-1	S

2003 NEW HAVEN REGISTER

School	Rec.	Div.
1. New Britain	12-0	LL
2. Ansonia	13-0	S
3. Shelton	12-1	L
4. West Haven	10-1-1	LL
5. Hand	11-2	M
6. Staples	13-1	L
7. East Lyme	10-2	MM
8. Greenwich	10-2	LL
9. Amity	10-1	L
10. Masuk	13-1	MM

1996 NEW HAVEN REGISTER

School	Rec.	Div.
1. Weaver	13-0	L
2. Cheshire	11-2	LL
3. Darien	12-1	S
4. Hamden	10-2-1	LL
5. Killingly	12-1	M
6. Notre Dame-W.H.	9-2	L
7. Holy Cross	12-1	L
8. Greenwich	11-1-1	LL
9. Bloomfield	10-2-1	S
10. Newtown	12-1	L

2000 NEW HAVEN REGISTER

School	Rec.	Div.
1. Fitch-Groton (12)	12-0	L
2. Shelton (3)	12-0	LL
3. Bloomfield (3)	10-1	M
4. Greenwich	10-3	LL
5. Masuk-Monroe	11-2	L
6. New Canaan	11-2	M
7. New Britain	8-2-1	LL
8. Notre Dame-WH	9-1	LL
9. Cheshire	8-2	LL
10. Hyde-New Haven	12-0	S

2004 NEW HAVEN REGISTER

School	Rec.	Div.
1. Hand (16)	12-0	M
2. New Britain (5)	11-1	LL
3. Greenwich	12-1	LL
4. Staples	11-1	L
5. Pomperaug	13-0	MM
6. Woodland Reg.	12-0	SS
7. Hyde	12-0	S
8. Branford	11-1	MM
9. East Lyme	11-1	L
10. Brookfield	11-2	M

STATE POLLS *SPORTSWRITERS*

2005 NEW HAVEN REGISTER

School	Rec.	Div.
1. Xavier (20)	12-0	LL
2. Staples	12-1	L
3. Southington	11-1	LL
4. Hyde	12-0	S
5. Hand	10-2	M
6. Trumbull	10-2	LL
7. West Haven	9-2	LL
8. Woodland Reg.	12-1	SS
9. Greenwich	8-2	LL
10. Brookfield	11-1	SS

STATE POLLS *COACHES*

1985 HARTFORD COURANT

School	Rec.	Div.
1. Hillhouse	12-0	MM
2. Lyman Hall	11-1	M
3. Wilton	11-1-1	L
4. Glastonbury	11-1	LL
5. Middletown	11-1	M
6. Derby	10-2	S
7. Trumbull	7-2-2	LL
8. Newington	9-1-1	L
9. Sheehan	10-2	SS
10. Hall	10-2	L

1988 HARTFORD COURANT

School	Rec.	Div.
1. Stratford (9)	10-1	SS
2, tie. Shelton (1)	10-1	L
2, tie. Fairfield Prep (2)	9-1-1	LL
4. Middletown*	7-3	MM
5. Bristol Eastern (1)	10-1	MM
6. St. Joseph-Trumbull	8-1-2	M
7. Ansonia	9-2	S
8. New London	10-1	S
9. Greenwich	10-2	LL
10. South Windsor	10-1	MM

1991 HARTFORD COURANT

School	Rec.	Div.
1. Notre Dame-W.H.	11-0-1	L
2. New London	12-0	S
3. Greenwich	11-1	LL
4. Ledyard	10-1	MM
5. Darien	10-2	M
6. Stonington	10-2	SS
7. Ansonia	11-2	S
8. Newtown	12-1	MM
9. Bulkeley	10-2	LL
10. Berlin	11-1	M

1986 HARTFORD COURANT

School	Rec.	Div.
1. Trumbull	13-0	LL
2. West Haven	10-0-1	LL
3. Watertown	11-1	SS
4. East Catholic	10-1-1	MM
5. Immaculate	12-0	S
6. Notre Dame-WH	10-1-1	LL
7. Hall	11-1	L
8. Ledyard	10-2	M
9. Stratford	11-1	M
10. Derby	10-2	S

1989 HARTFORD COURANT

School	Rec.	Div.
1. Ansonia (9)	11-0	S
2. New London (3)	11-0	SS
3. St. Joseph-Trumbull	10-1	M
4. West Haven	10-1	L
5. Glastonbury	10-1	LL
6. Hand	10-1	MM
7. Trumbull	10-1	LL
8. Cheshire	10-1	LL
9. Stratford	9-2	SS
10. Rockville	10-1	L
Maloney	9-2	M

1992 HARTFORD COURANT

School	Rec.	Div.
1. Cheshire (7)	11-0	L
2. Darien (2)	11-0-1	SS
3. New Britain (1)	10-1	LL
4. Newtown	12-0	MM
5. Middletown	10-1	M
6. Notre Dame-W.H.	10-1	L
7. New London	10-1	S
8. Ansonia	11-1	S
9. Stratford	10-1	SS
10. Berlin	9-2	M

1987 HARTFORD COURANT

School	Rec.	Div.
1. East Catholic	11-0	M
2. Middletown	10-1	MM
3. Ansonia	11-1	S
4. East Hartford	10-1	LL
5. Morgan	11-0	SS
6. West Haven	9-2	L
7. Conard	10-1	L
8. Torrington	10-1	M
9. Derby	9-1	S
10. Darien	10-2	M

1990 HARTFORD COURANT

School	Rec.	Div.
1. Derby (12)	11-0	S
2. St. Joseph-Trumb. (1)	10-1	M
3. Greenwich	9-1-1	LL
4. Rockville	10-1	L
5. Ansonia	10-1	S
6. West Haven	7-1	L
7. Danbury	9-1-2	LL
8. Newtown	9-1	MM
9. Sacred Heart-Wtby.	9-2	SS
10. Morgan	10-1	SS
Newington	9-2	L

1993 HARTFORD COURANT

School	Rec.	Div.
1. Cheshire (9)	11-0	L
2. Ledyard (2)	11-0	MM
3. New Canaan	11-1	M
4. Naugatuck	10-1	LL
5. Seymour	10-1	SS
6. Simsbury	9-2	L
7. Trinity Catholic	10-1	S
8. Ansonia	9-1	S
9. Manchester	10-1	LL
10. Hand	9-1-1	M

* In 1988, Middletown forfeited wins over Hillhouse and Watertown.

STATE POLLS COACHES

1994 HARTFORD COURANT

School	Rec.	Div.
1. Cheshire (9)	11-0	L
2. Ansonia (1)	11-0	SS
3. McMahon	12-0	MM
4. Fitch (2)	10-0	L
5. Naugatuck	9-1	L
5. Foran	10-1	M
7. Simsbury	10-1	L
8. Hartford Public	9-1-1	LL
9. Hand	9-1-1	M
10. Berlin	9-1	SS

1995 HARTFORD COURANT

School	Rec.	Div.
1. Cheshire (10)	12-0	L
2. Ansonia (2)	12-0	S
3. Brookfield	13-0	M
4. Shelton	10-2	LL
5. Bloomfield	10-1-1	S
6. Trumbull	10-2	LL
7. Rockville	11-1	L
8. Wilton	10-3	M
9. Berlin	10-1	M
10. New Britain	9-2	LL

1996 HARTFORD COURANT

School	Rec.	Div.
1. Weaver (10)	13-0	L
2. Darien (1)	12-1	S
3. Cheshire	11-2	LL
4. Killingly (1)	12-1	M
5. Hamden	10-2-1	LL
6. Holy Cross	12-1	L
7. Bloomfield	10-2-1	S
8. Greenwich	11-1-1	LL
9. Notre Dame-WH	9-2	L
10. New Canaan	9-3-1	M

1997 HARTFORD COURANT

School	Rec.	Div.
1. Hand-Madison	13-0	L
2. Bloomfield	12-0	S
3. Weaver	12-1	M
4. Cheshire	11-2	LL
5. Staples	12-2	L
6. Darien	11-3	S
7. Trumbull	11-2	LL
8. Platt-Meriden	11-2	M
9. West Haven	9-2-1	LL
10. Ansonia	11-1	S

SPLIT STATE

CHAMPIONSHIPS

Seasons that ended with two state championship poll winners.

Yr.	Waskowitz	Register
1964	ND-Fairfield	New Britain
Yr.	Writers	Coaches
1991	New London	N. Dame-WH
1992	Darien	Cheshire

1998 HARTFORD COURANT

School	Rec.	Div.
1. Bloomfield (13)	12-0	S
2. Southington	11-1	LL
3. Seymour	11-1	M
4. Masuk-Monroe	11-2	L
5. Darien	12-1	M
6. Fitch-Groton	10-1	L
7. NFA	10-2	LL
8. Ansonia	10-2	S
9. Hamden	9-2	LL
10. Norwalk	9-3	LL

1999 HARTFORD COURANT

School	Rec.	Div.
1. Bloomfield (11)	11-0	S
2. Fitch (2)	12-0	L
3. Greenwich (1)	12-1	LL
4. Weaver	10-2	M
5. Southington	10-2	LL
6. Cheshire	8-1-1	
7. Fairfield Prep	10-1	
8. Ansonia	11-1	S
9. Masuk	11-1	
10. New Britain	9-1	

2000 HARTFORD COURANT

School	Rec.	Div.
1. Fitch (5)	12-0	L
2. Shelton	12-0	LL
3. Bloomfield (5)	10-1	M
4. Greenwich	10-3	LL
5. Masuk-Monroe	11-2	L
6. New Canaan	11-2	M
7. Hyde-New Haven	12-0	S
8. New Britain	8-2-1	LL
9. Cheshire	8-2	LL
10. West Haven	9-1	LL

No coaches poll in 2001, 2002

2003 NEW LONDON DAY

School	Rec.	Div.
1. New Britain	12-0	LL
2. Ansonia	13-0	S
3. Shelton	12-1	L
4. West Haven	10-1-1	LL
5. Hand	11-2	M
6. Staples	13-1	L
7. East Lyme	10-2	MM
8. Greenwich	10-2	LL
9. Amity	10-1	L
10. Bloomfield	10-3	SS

2004 NEW LONDON DAY

School	Rec.	Div.
1. Hand (9)	12-0	M
2. New Britain (4)	11-1	LL
3. Greenwich	12-1	LL
4. Staples	11-1	L
5. Pomperaug	13-0	MM
6. Woodland Reg.	12-0	SS
7. Hyde	12-0	S
8. Branford	11-1	MM
9. East Lyme	11-1	L
10. Brien McMahon	8-2	MM

2005 NEW LONDON DAY

School	Rec.	Div.
1. Xavier (12)	12-0	LL
2. Staples	12-1	LL
3. Southington	11-1	LL
4. Hand	10-2	M
5. Hyde	12-0	S
6. Woodland Reg.	12-1	SS
7. Trumbull	10-2	LL
8. West Haven	9-2	LL
9. Brookfield	12-1	SS
10. Greenwich	8-2	LL

STATE CHAMPIONSHIPS

CLASS LL

1976: Fitch 29, Trumbull 7
 1977: Trumbull 21, Hamden 20
 1978: Amity 35, Ansonia 20
 1979: Newington 21, Fitch 14
 1980: Newington 24, Ansonia 12
 1981: Greenwich 14, Trumbull 0
 1982: Fairfield Prep 18, Greenwich 6
 1983: Greenwich 14,
 Notre Dame-West Haven 9
 1984: Glastonbury 23, Southington 17
 1985: Trumbull 27, Glastonbury 21 OT
 1986: Trumbull 27,
 Notre Dame-West Haven 8
 1987: East Hartford 3, Hamden 0
 1988: Fairfield Prep 7, Greenwich 0
 1989: Glastonbury 16, Cheshire 15
 1990: Greenwich 21, Danbury 6
 1991: Greenwich 14, Bulkeley-Htfd. 0
 1992: New Britain 31, Greenwich 15
 1993: Naugatuck 34, Manchester 13
 1994: Hartford Pub. 22, Southington 7

Semifinals began in 1995

1995: Shelton 14, Trumbull 7
 1996: Cheshire 16, Hamden 14
 1997: Cheshire 34, Trumbull 12
 1998: Southington 54, NFA 26
 1999: Greenwich 47, Southington 27
 2000: Shelton 22, Greenwich 8
 2001: New Britain 26, Greenwich 9
 2002: West Haven 20, Greenwich 13
 2003: New Britain 13, West Haven 0
 2004: New Britain 39, Greenwich 34
 2005: Xavier 45, Southington 30

CLASS L

1976: East Htfd. 13, Fairfield Prep 7
 1977: Fairfield Prep 22, Xavier 6
 1978: Wilton 17, Newtown 7
 1979: Darien 27, Bristol Central 16
 1980: Rippowam 12, Newtown 7
 1981: Naugatuck 28, Xavier 6
 1982: New Canaan 20, Naugatuck 12
 1983: Ridgefield 20, Hall 7
 1984: Wilbur Cross 3, Holy Cross 0
 1985: Wilton 21, Hall 3
 1986: West Haven 35, Hall 18
 1987: West Haven 7, Conard 0
 1988: Shelton 10, Newington 9
 1989: West Haven 46, Rockville 0
 1990: Rockville 14, Newington 10
 1991: Notre Dame-West Haven 20,
 Newington 0
 1992: Cheshire 28, No. Dame-WH 14
 1993: Cheshire 7, Simsbury 0
 1994: Cheshire 45, Simsbury 27

Semifinals began in 1995

1995: Cheshire 28, Rockville 0
 1996: Weaver 47, Holy Cross 8
 1997: Hand 14, Staples 7
 1998: Masuk 18, Fitch 12
 1999: Fitch 50, Farmington 7
 2000: Fitch 35, Masuk 13
 2001: Notre Dame-W.H. 35, Fitch 15
 2002: Ridgefield 14, Windsor 13
 2003: Shelton 35, Staples 18
 2004: Staples 35, East Lyme 7
 2005: Staples 31, Masuk 6

CLASS M

1976: Hand 29, St. Paul-Bristol 0
 1977: Hand 20, Berlin 16
 1978: St. Bernard 23, East Lyme 13
 1979: Ansonia 28, Seymour 14
 1980: Seymour 14, Hand 7
 1981: Killingly 14, Hand 7
 1982: Hand 28, East Hartford 0
 1983: New London 24, Torrington 0
 1984: Middletown 35, Ledyard 12
 1985: Lyman Hall 28, Middletown 18
 1986: Ledyard 12, Stratford 6
 1987: East Catholic 14, Darien 0
 1988: St. Joseph 25, Bethel 21
 1989: St. Joseph 14, Maloney 7
 1990: St. Joseph 26, Middletown 0
 1991: Darien 35, Berlin 22
 1992: Middletown 36, Berlin 18
 1993: New Canaan 35, Hand 14
 1994: Foran-Milford 28, Hand 24

Semifinals began in 1995

1995: Brookfield 21, Wilton 7
 1996: Killingly 27, New Canaan 13
 1997: Weaver 28, Platt-Meriden 16
 1998: Seymour 14, Darien 6
 1999: Weaver 69, Darien 26
 2000: Bloomfield 55, New Canaan 6
 2001: New Canaan 29, Seymour 6
 2002: New Canaan 21, Ledyard 0
 2003: Hand 28, Ledyard 0
 2004: Hand 35, Brookfield 6
 2005: Hand 34, Hillhouse 0

■ Paul Johnsen of Hillhouse moves toward scoring a touchdown in Hillhouse's 13-0 win over West Haven on Thanksgiving at Yale Bowl in 1939.



STATE CHAMPIONSHIPS

CLASS MM

1981: Newtown 20, Branford 7
 1982: Bloomfield 12, Penney-East Hartford 6
 1983: East Catholic 14, Hand 12
 1984: Hand 14, Wilton 7
 1985: Hillhouse 16, Masuk 6
 1986: East Catholic 42, Masuk 3
 1987: Middletown 27, Bristol Central 0
 1988: Bristol Eastern 22, South Windsor 19
 1989: Hand 34, Darien 28
 1990: Newtown 14, Ledyard 6, OT
 1991: Ledyard 33, Newtown 26
 1992: Newtown 18, Windham 0
 1993: Ledyard 44, Guilford 14
 1994: McMahon 53, Killingly 16

2002: Staples 35, Seymour 14
 2003: East Lyme 17, Masuk 14
 2004: Pomperaug 30, Branford 7
 2005: Branford 14, East Lyme 7

CLASS SS

1981: St. Joseph 37, Montville 30
 1982: St. Joseph 37, Wilson 8
 1983: St. Joseph 20, New Fairfield 0
 1984: St. Joseph 14, New London 7
 1985: Sheehan 21, Monville 7
 1986: Watertown 31, Platt-Meriden 0
 1987: Morgan-Clinton 3, Berlin 0
 1988: Stratford 42, Sacred Heart-Waterbury 2
 1989: New London 20, Stratford 14
 1990: Sacred Heart-Waterbury 32, Morgan-Clinton 26, OT
 1991: Stonington 14, Sacred Heart 0
 1992: Darien 30, Stratford 0
 1993: Seymour 40, Bloomfield 12
 1994: Ansonia 54, Bloomfield 14

2002: Hillhouse 29, Montville 6
 2003: Bloomfield 34, Brookfield 14
 2004: Woodland Reg. 35, Holy Cross 0
 2005: Woodland Reg. 19, Brookfield 13

CLASS S

1976: Ansonia 6, Derby 0
 1977: Ansonia 20, Stamford Cath. 7
 1978: Stamford Catholic 20, St. Joseph-Trumbull 9
 1979: No. Branford 25, St. Joseph 22
 1980: St. Joseph 43, Immaculate 7
 1981: Ansonia 23, Woodrow Wilson 6
 1982: Ansonia 14, Derby 0
 1983: Ansonia 32, Stamford Cath. 0
 1984: Ansonia 56, Putnam 6
 1985: Derby 25, Immaculate 6
 1986: Immaculate 24, Derby 14
 1987: Ansonia 28, New London 27
 1988: Ansonia 20, New London 15
 1989: Ansonia 44, Weston 0
 1990: Derby 41, Housatonic 0
 1991: New London 34, Ansonia 18
 1992: New London 21, Ansonia 19
 1993: Trinity Catholic 14, Putnam 12
 1994: Putnam 20, H-Killingworth 14

Semifinals began in 1995

1995: Ansonia 7, Bloomfield 0
 1996: Darien 21, Bloomfield 16
 1997: Bloomfield 39, Darien 21
 1998: Bloomfield 40, Ansonia 7
 1999: Bloomfield 56, Ansonia 0
 2000: Hyde-N. Haven 18, Griswold 15
 2001: Bloomfield 40, No. Branford 7
 2002: Ansonia 44, No. Dame-Fair. 14
 2003: Ansonia 55, Cromwell 0
 2004: Hyde 14, Cromwell 7
 2005: Hyde 31, New London 13

HOW LEAGUES FARED

How leagues have fared in the state finals.

	Finalists	Rec.	Pct.
SCC	62	39-23	.629
NVL	39	23-16	.590
FCIAC	59	34-25	.576
Pequot	11	5-6	.455
CCC	54	24-30	.444
Nutmeg	14	6-8	.429
ECC	39	16-23	.410
SWC	28	8-20	.400

STATE PLAYOFFS

CLASS SS SEMIFINALS

2002

(4) Montville 28, (1) Bloomfield 27
 (3) Hillhouse 40, (2) Stonington 13

2003

(1) Bloomfield 38, (4) N.D.-Fairfield 14
 (3) Brookfield 28, (2) Waterford 12

2004

(1) Woodland 13, (4) Hftd. Public 6
 (3) Holy Cross 41, (2) Bacon Acad. 6

2005

(1) Brookfield 35, (4) Holy Cross 30
 (3) Woodland 27, (2) No. Branford 7

CLASS MM SEMIFINALS

2002

(4) Seymour 21, (1) Pomperaug 17
 (2) Staples 41, (3) Masuk 14

2003

(2) East Lyme 14, (3) Weaver 0
 (1) Masuk 42, (4) Bunnell 7

2004

(1) Pomperaug 42, (4) Bunnell 14
 (2) Branford 56, (3) Platt 14

2005

(1) Branford 13, (4) Coventry/WT 12
 (3) East Lyme 20, (2) N. Canaan 12

STATE PLAYOFFS

CLASS LL SEMIFINALS

- 1995**
(1) Trumbull 19, (4) Stamford 3
(3) Shelton 17, (2) New Britain 7
- 1996**
(4) Cheshire 21, (1) Greenwich 8
(3) Hamden 34, (2) Danbury 0
- 1997**
(1) Trumbull 33, (4) Amity 14
(3) Cheshire 26, (2) West Haven 21
- 1998**
(1) Southington 34, (4) Norwalk 22
(3) NFA 28, (2) Hamden 21
- 1999**
(4) Southington 48, (1) Masuk 31
(2) Greenwich 35, (3) Fair. Prep 14
- 2000**
(1) Shelton 29, (4) New Britain 27
(3) Greenwich 24, (2) Xavier 0
- 2001**
(4) New Britain 20, (1) West Haven 15
(2) Greenwich 33, (3) Naugatuck 7
- 2002**
(1) West Haven 47, (4) NFA 26
(2) Greenwich 40, (3) New Britain 21
- 2003**
(2) New Britain 20, (3) Greenwich 0
(1) West Haven 18, (4) Danbury 13
- 2004**
(1) Greenwich 29, (4) E. Cath./Cheney 0
(3) N. Britain 59, (2) Bridgeport Cntrl 7
- 2005**
(1) Southington 30, (4) West Haven 24
(2) Xavier 20, (3) Trumbull (7)

CLASS L SEMIFINALS

- 1995**
(1) Cheshire 35, (4) Weaver 0
(2) Rockville 21, (3) Holy Cross 7
- 1996**
(1) Weaver 40, (4) Masuk 6
(2) Holy Cross 12, (3) Newtown 0
- 1997**
(1) Hand 31, (4) Newtown 6
(3) Staples 24, (2) Fitch 18
- 1998**
(1) Fitch 26, (4) Maloney 23
(2) Masuk 23, (3) Farmington 15
- 1999**
(1) Fitch 61, (4) Pomperaug 0
(2) Farmington 33, (3) Holy Cross 0
- 2000**
(4) Masuk 21, (1) Berlin 7
(2) Fitch 50, (3) Newtown 8
- 2001**
(1) Fitch 27, (4) Staples 14
(3) Notre Dame-WH 20,
(2) Pomperaug 16
- 2002**
(4) Ridgefield 16, (1) Amity 15
(2) Windsor 27, (3) E.O. Smith 7
- 2003**
(1) Staples 17, (4) Windsor 14
(3) Shelton 35, (2) E. Catholic/Cheney 14
- 2004**
(1) E. Lyme 53, (4) Windsor Locks 29
(2) Staples 21, (3) Newington 14
- 2005**
(1) Staples 27, (4) Fitch 21
(3) Masuk 18, (2) Ridgefield 16

CLASS M SEMIFINALS

- 1995**
(3) Brookfield 20, (2) Berlin 14
(1) Wilton 25, (4) Killingly 8
- 1996**
(2) Killingly 35, (3) Plainfield 14
(4) New Canaan 22, (1) Windham 6
- 1997**
(1) Weaver 33, (4) Stratford 20
(2) Platt 18, (3) Plainville 11
- 1998**
(1) Darien 15, (4) Stratford 12
(2) Seymour 56, (3) Berlin 8
- 1999**
(2) Weaver 33, (3) Brookfield 0
(4) Darien 23, (1) New Canaan 0
- 2000**
(1) Bloomfield 51, (4) Seymour 8
(3) New Canaan 41, (2) Waterford 14
- 2001**
(4) New Canaan 41, (1) Foran 13
(3) Seymour 40, (2) New Fairfield 22
- 2002**
(1) New Canaan 35, (4) Weaver 0
(3) Ledyard 19, (2) Berlin 8
- 2003**
(4) Ledyard 14, (1) Enfield 7
(2) Hand 42, (3) Pomperaug 15
- 2004**
(1) Hand 41, (4) Berlin 14
(2) Brookfield 35, (3) Ledyard 9
- 2005**
(1) Hillhouse 13, (4) Berlin 12
(3) Hand 35, (2) Windham 14

CLASS S SEMIFINALS

- 1995**
(2) Bloomfield 33, (3) Putnam 13
(1) Ansonia 16, (4) Sheehan 6
- 1996**
(3) Bloomfield 35, (2) No. Branford 0
(1) Darien 31, (4) Ansonia 20
- 1997**
(1) Bloomfield 55, (4) No. Branford 8
(3) Darien 23, (2) Ansonia 6
- 1998**
(1) Bloomfield 54, (4) Tolland 6
(2) Ansonia 45, (3) Putnam 21
- 1999**
(1) Ansonia 28, (4) Tolland 22
(2) Bloomfield 64, (3) Plainfield 6
- 2000**
(1) Hyde 32, (4) Morgan 9
(3) Griswold 7, (2) Ansonia 6
- 2001**
(1) No. Branford 21, (4) Ansonia 20
(2) Bloomfield 53, (3) Stonington 6
- 2002**
(4) Notre Dame-Fair 21, (1) Hyde 6
(2) Ansonia 39, (3) Immaculate 7
- 2003**
(1) Cromwell 19, (4) Immaculate 12
(2) Ansonia 67, (3) Hyde 14
- 2004**
(2) Cromwell 27, (3) Ansonia 19
(1) Hyde 56, (4) NW Catholic 22
- 2005**
(1) Hyde 22, (4) Rocky Hill 19
(3) N. London 35, (2) NW Catholic 15

STATE CHAMPIONSHIPS

MOST STATE TITLES

School	Total	CIAC	Unofficial
New Britain	31	4	27
Stamford	20	0	20
New Canaan	15	4	11
Hillhouse	14	2	12
Ansonia	14	14	0
Hand	9	9	0
St. Joseph-Trum.	8	8	0
Bloomfield	7	7	0
Greenwich	7	5	2
New London	6	4	2
Cheshire	6	6	0
West Haven	6	4	2
Fairfield Prep	4	3	1
Derby	4	2	2
Darien	4	4	0
Shelton	4	4	0

MOST TITLES IN A ROW

As of 2005		
School	Total	Years
Cheshire	6	1992-97
St. Joseph-Trumbull	5	1980-84
Bloomfield	5	1997-01
Ansonia	4	1981-84
Ansonia	3	1987-89
St. Joseph-Trumbull	3	1988-90
Hand	3	2003-05

WINNING PERCENTAGE

As of 2005			
Highest winning percentage in state championship game. Minimum 3 appearances			
School	App.	W-L	Pct.
Shelton	4	4-0	1.000
New Britain	4	4-0	1.000
East Catholic	3	3-0	1.000
Weaver	3	3-0	1.000
Cheshire	7	6-1	.857
St. Joseph-Trum.	10	8-2	.800
West Haven	5	4-1	.800
Fairfield Prep	4	3-1	.750
Ansonia	20	14-6	.700
East Hartford	3	2-1	.667
Glastonbury	3	2-1	.667
Killingly	3	2-1	.667
Naugatuck	3	2-1	.667
New Canaan	6	4-2	.666
Hand	14	9-5	.642
Bloomfield	11	7-4	.636
Middletown	5	3-2	.600

MOST POINTS

As of 2005

Most points scored in a state final

69, Weaver	69, Darien	26	1999
56, Bloomfield	56, Ansonia	0	1999
56, Ansonia	56, Putnam	6	1984
55, Bloomfield	55, N. Canaan	0	2000
55, Ansonia	55, Cromwell	0	2003
54, Ansonia	54, Bloomfield	14	1994
54, Southington	54, NFA	26	1998
53, Bri. McMahon	53, Killingly	16	'94
50, Fitch	50, Farmington	7	1999
48, Stratford	48, Sacred Heart	2	'88
47, Greenwich	47, Southington	27	'99
47, Weaver	47, Holy Cross	8	1996

MOST APPEARANCES

As of 2005

Most appearances in the CIAC state finals.

School	App.	W-L	Pct.
Ansonia	20	14-6	.700
Hand-Madison	14	9-5	.642
Greenwich	12	5-7	.416
Bloomfield	11	7-4	.636
St. Joseph-Trum.	10	8-2	.800
Darien	9	4-5	.444
New London	8	4-4	.500
Cheshire	7	6-1	.857
Trumbull	7	3-4	.429
Ledyard	7	3-4	.428

SEMIFINAL APPEARANCES

As of 2005

Most appearances in semifinal playoff game. Semifinals began in 1995.

School	App.	W-L	Pct.
Ansonia	10	5-5	.500
Bloomfield	9	8-1	.888
Greenwich	7	5-2	.714
Masuk	7	5-2	.714
Fitch	6	4-2	.666
New Canaan	6	4-2	.666
Weaver	6	3-3	.500
New Britain	6	3-3	.500

SF: WINNING PERCENTAGE

As of 2005

Highest winning percentage in semifinal playoff game. Semifinals began in 1995. Minimum 3 games.

School	App.	W-L	Pct.
Darien	4	4-0	1.000
Hand	4	4-0	1.000
Shelton	3	3-0	1.000
Cheshire	3	3-0	1.000
Staples	3	3-0	1.000
Southington	3	3-0	1.000
Bloomfield	9	8-1	.888
Seymour	4	3-1	.750
Brookfield	4	3-1	.750
Greenwich	7	7-2	.714
New Canaan	6	4-2	.666
Fitch	6	4-2	.666

SEMIFINALS: MOST POINTS

As of 2005

Most points scored in a semifinal playoff game.

67, Ansonia	67, Hyde	14	2003
64, Bloomfield	64, Plainfield	6	1999
61, Fitch	61, Pomperaug	0	1999
59, N. Britain	59, Brid. Central	7	2004
56, Seymour	56, Berlin	8	1998
56, Branford	56, Platt	14	2004
56, Hyde	56, N.W. Catholic	22	2004
54, Bloomfield	55, No. Branfd	8	1997
53, Bloomfield	53, Stonington	6	2001
53, E. Lyme	53, Wind. Locks	29	2004
51, Bloomfield	51, Seymour	8	2000
50, Fitch	50, Newtown	8	2000
48, Southington	48, Masuk	41	1999
47, W. Haven	47, NFA	26	2002